

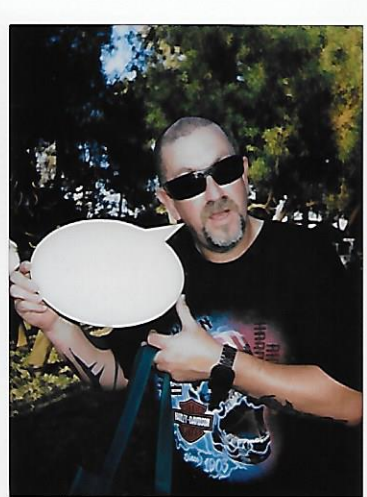


ENVISION SAN JACINTO **GENERAL PLAN UPDATE 2040**
COMMUNITY VISION GUIDE

Lozy & Sabe

Cleanest!

Best Place!



Stay Small

♥ PARKS

Retail Giant

Seguridad



Safety

Guess who???

Envision San Jacinto

GENERAL PLAN 2040

TABLE OF CONTENTS

OVERVIEW	1
General Plan Update	1
Community Outreach	1
Outreach Objectives	1
Advertisement	1
WHAT WE HEARD	2
WORKSHOPS	4
Workshop 1 – Values, Issues, and Opportunities	4
Objectives	4
Outreach	4
Workshop Activities	5
Workshop 2 – Transportation	7
Objectives	7
Outreach	7
Workshop Activities	8
Workshop 3 – Land Use and Housing	10
Objectives	10
Outreach	10
Workshop Activities	11
POP-UP EVENTS	13
Kool August Nights	14
DIRECT ENGAGEMENT	15
Online Survey	15
Stakeholder Focus Groups	16
APPENDIX A: DIRECT MAILER	
APPENDIX B: WORKSHOP 1 ACTIVITIES	
APPENDIX C: WORKSHOP 2 ACTIVITIES	
APPENDIX D: WORKSHOP 3 ACTIVITIES	
APPENDIX E: POP-UP EVENT ACTIVITIES	
APPENDIX F: ONLINE SURVEY RESULTS	



OVERVIEW

GENERAL PLAN UPDATE

The City of San Jacinto (City) is preparing the San Jacinto General Plan Update and Environmental Impact Report (EIR), and has prioritized community input as an important guiding force. The General Plan lays out long range goals and objectives for San Jacinto’s future growth, and is intended to present a realistic vision for the future that serves the residents’ economic, recreational, and community needs.

COMMUNITY OUTREACH

The community outreach and public input process are fundamental to the General Plan Update. This process seeks meaningful and comprehensive feedback from the entire San Jacinto Community, helping to ensure the General Plan Update represents a shared vision that the community will take pride in. Guided by the Community Engagement Plan, the City conducted three rounds of community workshops and two pop-up events between February and August 2019. Workshop 1 focused on Visioning, Workshop 2 on Transportation and Mobility, and Workshop 3 on Land Use and Housing. Pop-up events were hosted in conjunction with two Kool August Nights summer concert series events. In addition to the in-person activities, residents were encouraged to complete an online survey, and the City hosted a set of stakeholder focus groups.

This document summarizes feedback from all of these activities. Approximately 200 people participated in the process, providing feedback through visually-rich, hands-on activities like Post-it note brainstorming, mapping, visioning, interactive polling, and comment cards. The appendices include graphic displays of workshop materials and feedback.

OUTREACH OBJECTIVES:

- **Conduct an open and transparent process.**
- **Engage the full spectrum of San Jacinto community members, residents, business owners, landowners, and other stakeholders in the General Plan Update process; enhance public awareness of the project and its importance.**
- **Gather meaningful community input, ideas, and feedback to shape the vision, alternatives, and policies to be included in the General Plan Update.**
- **Build a framework to develop community consensus throughout the process.**
- **Strengthen and expand relationships and trust between the City and community members.**

Advertisement

Information for all community events was posted on the Envision San Jacinto | General Plan 2040 website sanjacinto.generalplan.org, and advertised on social media (Facebook, Instagram, NextDoor). Workshop information was sent in a mailer to every household in San Jacinto (see Appendix A). If individuals signed up for notifications on the project website and/or provided their email address at City Hall or previous workshops, they received personal electronic invitations to subsequent meetings.

WHAT WE HEARD



workshop **1**
VALUES, ISSUES, AND OPPORTUNITIES



workshop **2**
TRANSPORTATION



workshop **3**
LAND USE AND HOUSING



pop-ups **1&2**
KOOL AUGUST NIGHTS

How We Spread the Word:

- Facebook
- Instagram
- NextDoor
- Emails
- Direct Mailer

info shared with
15,000+
households

engaged over
200
people

participation
Spanish
& English

What words would describe San Jacinto in 2040?



WORKSHOPS

Workshop 1

VALUES, ISSUES, AND OPPORTUNITIES



The first of the three workshops was held on February 21, 2019 from 6:30 - 8:00 p.m. at the San Jacinto Community Center. The focus of this Visioning workshop was to ask for input from residents on what they value in San Jacinto, what they see as challenges, and what their vision is for the future of the City.

More than 50 residents attended, providing their comments, questions, and visions for San Jacinto. The workshop was held in a bilingual environment, with English and Spanish-speaking project team members circulating in the room. An official translator with headsets was readily available.

The workshop was conducted in an interactive format, which included a presentation, three hands-on activities, and a discussion. Attendees signed in to the workshop on arriving and received project handouts, comment cards, and giveaways. The room was set up with long tables, to facilitate interactions. The workshop opened with a brief presentation introducing the General Plan Update, the outreach process, and a video commemorating the history of San Jacinto. The workshop then moved into the assets and challenges activity, visioning activity, and mapping activity. Discussion followed. **All input received during Workshop 1 can be found in Appendix B.**

Objectives:

- **Inform community members about the General Plan Update purpose, contents, preparation process, and implementation process.**
- **Learn from community members:**
 - **What are community assets in San Jacinto?**
 - **What are challenges in San Jacinto?**
 - **How residents envision San Jacinto in 20 years.**
- **Gather meaningful community input, ideas, and feedback to shape the vision, alternatives, and policies included in the General Plan Update.**

Outreach:

The City used multiple methods to inform community members about the workshop and to encourage participation:

- **Email announcements sent to:**
 - **Residents and stakeholders in the database**
 - **Western Riverside Council of Governments email distribution**
 - **Hemet/ San Jacinto Valley Chamber of Commerce**
 - **Valley-wide Recreation and Park District**

ACTIVITY 1: TREASURES AND CHALLENGES

During the first hands-on activity, the project team asked participants to identify as many community assets and community challenges as possible. Attendees wrote one idea per Post-It note and notes were collected, displayed on flip charts at the front of the room, and categorized by theme. The project team then presented the findings and major themes from the input.

Key Assets Include:

- Views of the mountains
- The “small town” feel
- Sense of community



Key Challenges Include:

- Lack of retail and commercial in the city
- Need for general infrastructure maintenance
- Traffic and transportation issues



ACTIVITY 2: VISIONING

During Activity 2, participants were asked to think about what they would like to see in San Jacinto in the future. Each table had a flip chart, and participants chose one person from their table to act as a note taker. Members at each table then stated in a few words what they would like to see changed, remain the same, or planned for in the future. The note taker wrote these statements on the flip charts and the project team then asked each table to read a few statements from their flip charts.

Key Themes that Emerged:

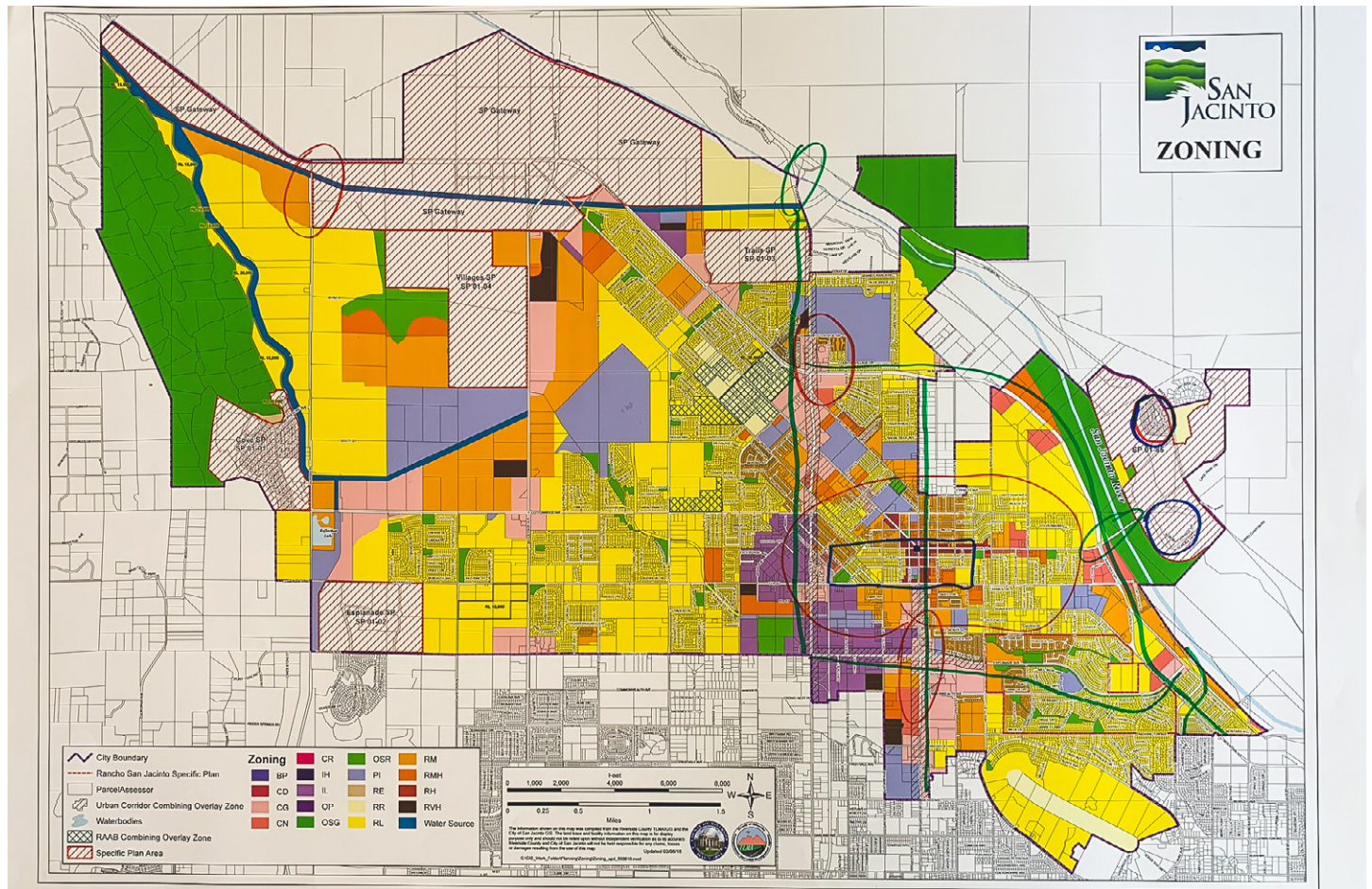
- More shopping and retail options needed
- Bring in industry and good paying jobs
- Provide more community programs and services

For the second part of the activity, the project team asked participants to imagine that they were visiting San Jacinto 20 years from now and to draw or write a postcard from their visit. Participants were encouraged to write or draw about what they would like to see in San Jacinto in the future.



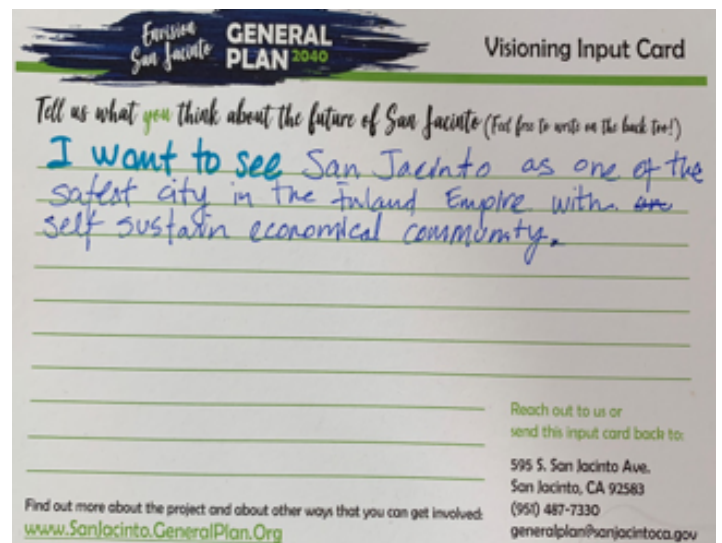
ACTIVITY 3: MAPPING

For Activity 3, each table had large maps of San Jacinto, along with blue and red pens. The project team asked participants to highlight features of the city that they value and want to remain the same in blue. With the red pen, participants were asked to highlight areas in the City they think need improvement or extra attention. Please see Appendix B for all Mapping Activity exhibits.



Comment Cards

In addition to the activities, participants were encouraged to write down statements, questions, suggestions, or feedback on comment cards at and time, and to place them in a comment card box. Please see Appendix B for pictures of all the comment cards.



Workshop 2

TRANSPORTATION



The second workshop was held on March 12, 2019 from 6:30 – 8:00 p.m. at the San Jacinto Community Center. The focus of this workshop was to solicit input from San Jacinto’s residents about transportation-related issues. Specific topics included: transportation trends, issues of note, specific locations needing special attention, and ways in which residents might travel around San Jacinto if certain services were provided.

Approximately 30 residents attended, providing comments, questions, and recommendations for transportation improvements in San Jacinto. The workshop was held in a bilingual environment, with English and Spanish-speaking project team members circulating in the room. An official translator with headsets was readily available.

The workshop format included a presentation, a digital activity, two hands-on activities, and a discussion session. Attendees signed in to the workshop on arriving and received project handouts, comment cards, and giveaways. The room was set up with long tables, to facilitate interactions. The workshop opened with introductions to the project team, a brief presentation about that evening’s workshop, and a video commemorating the history of San Jacinto. The workshop then included several activities, including interactive polling, small group brainstorming, and two mapping. **All input received during Workshop 2 can be found in Appendix C.**

Objectives:

- **Inform community members about the General Plan Update purpose, contents, preparation process, and implementation process.**
- **Learn from community members:**
 - **What forms of transportation community members take the most.**
 - **Why members use the forms of transportation they do.**
 - **How they would commute if provided with transportation-related services.**
 - **What transportation issues are most important to them.**
- **Gather meaningful community input, ideas, and feedback to shape the vision, alternatives, and policies included in the General Plan Update.**

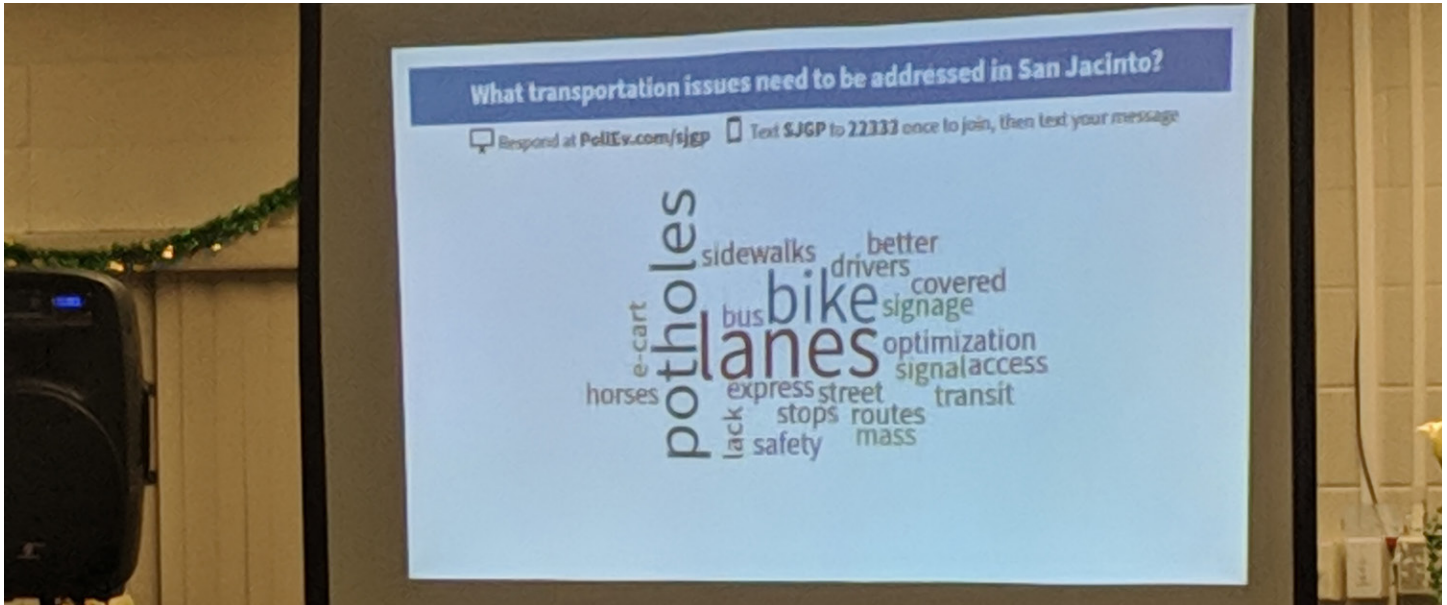
Outreach:

Approximately 30 people attended the workshop. The City used multiple methods to inform community members about the workshop and to encourage participation, including:

- **Email announcements sent to:**
 - **Residents and stakeholders in the database**
 - **Western Riverside Council of Governments email distribution**
 - **Hemet/ San Jacinto Valley Chamber of Commerce**
 - **Valley-wide Recreation and Park District**

ACTIVITY 1: POLL EVERYWHERE

The first activity used the interactive online platform Poll Everywhere to ask participants questions about transportation in their community. Questions were displayed on a screen at the front of the room and participants used their mobile phones to text their responses. Answers appeared on the screen as participants texted, allowing feedback from all attendees to be visible and encouraging community members to think about a range of issues.



Some Questions Included:

- Would you ride your bike to work if it felt safe and comfortable?
- If you could, would you take transit?
- If transit is available for your trip but you chose not to take it, why not?

Key Themes that Emerged:

- The main obstacles to using public transportation are the length between stops and infrequent buses
- If walking, biking, and taking transit were an option, most of the community would use these methods of transportation to go to the park
- The most pressing transportation-related issues are potholes, bike lanes, widening of sidewalks, and more bus routes

Please refer to Appendix C to see a full recount of questions and feedback.

ACTIVITY 2: BRAINSTORM

For Activity 2, participants were asked the question “What transportation issues are you most concerned about in your city?” and responses were recorded on flip charts next to each table. The project team asked participants to choose one person from their table to be a note taker, then brainstorm answers as the note taker wrote them down. The project team asked each table to vote on its top two issues and report back to the entire group.

Key Themes that Emerged:

- Accessibility in and out of the city and sidewalk maintenance
- Addressing potholes, sidewalks, and bike lanes are infrastructure priorities

The second part of the brainstorming activity asked participants, “Are there specific locations where transportation-related issues need to be addressed and improved in the City?” The flip charts remained in front of each table, and participants again chose one person from their table to be a note taker and brainstormed their answers as the note taker wrote them down. The project team asked each table to vote on the two most important locations for special attention and to report back to the entire group. Key themes that emerged included improvements at the 5 points roundabout and San Jacinto Avenue. **Please refer to Appendix C to see all comments received.**

ACTIVITY 3: MAPPING

The mapping activity consisted of two parts, one focusing on where participants live, work, and play, and the other on where they would walk, bike, or take transit if given the opportunity.

Each table was provided with a large, regional map of San Jacinto extending as far as Mission Viejo, Redlands, Murrieta, and Los Angeles. Using blue, red, and green stickers, participants were asked to place on the map where they live, where they work, and where they go for entertainment. One major theme that emerged from this activity were that many people both work and seek entertainment outside of San Jacinto.

The second part of the Mapping activity asked participants to identify where they would walk, bike, or take a bus in San Jacinto if given the opportunity using stickers in the shape of their preferred mode of transportation. **Please refer to Appendix D for pictures of the maps.**

Comment Cards

In addition to the activities, participants were encouraged to write down statements, questions, suggestions, or feedback on comment cards at and time, and to place them in a comment card box. **Please see Appendix B for pictures of all the comment cards.**



Workshop 3

LAND USE AND HOUSING

The third round of community workshops was held on March 28, 2019 from 6:30 - 8:00 p.m. at the San Jacinto Community Center. The focus of the workshop was to solicit input from San Jacinto's residents about land use and housing. Specific input was focused on community members' priorities about home maintenance, affordability, housing availability, and community perspectives on how the City should grow and develop in the future in key Focus Areas.

Approximately 50 residents attended, providing their comments, questions, and recommendations for housing solutions and land use planning. The workshop was held in a bilingual environment, with English and Spanish-speaking project team members circulating in the room. An official translator with headsets was readily available. The project team conducted the workshop in an interactive and informative format, including a brief presentation, a digital activity, two hands-on activities, and discussion. Attendees signed in to the workshop on arriving and received project handouts, comment cards, and giveaways. The room was set up with long tables, to facilitate interactions. The workshop opened with introductions to the project team, a brief presentation about the role of land use and housing in the General Plan, the General Plan process, and a video commemorating the history of San Jacinto.

The workshop then transitioned into a Poll Everywhere activity. This included an overview of housing and development trends in San Jacinto and in the broader region. Attendees participated in the Poll Everywhere activity, then were split into two groups to participate in a brainstorming activity focused on housing solutions, as well as a Focus Area mapping activity. Both groups had equal opportunity to engage in both activities. **All input received during Workshop 3 can be found in Appendix D.**

Objectives:

- **Inform community members about the General Plan Update purpose, contents, preparation process, and implementation process**
- **Learn from community members:**
 - **Priority areas for development in San Jacinto**
 - **Preferred types of development in San Jacinto**
 - **Solutions to priorities relating to housing**
- **Gather meaningful community input, ideas, and feedback to shape the vision, and policies included in the General Plan Update**

Outreach:

Approximately 50 people attended the workshop. The City used multiple methods to inform community members about the workshop and to encourage participation, including:

- **Email announcements sent to:**
 - **Residents and stakeholders in the database**
 - **Western Riverside Council of Governments email distribution**
 - **Hemet/ San Jacinto Valley Chamber of Commerce**
 - **Valley-wide Recreation and Park District**

ACTIVITY 1: POLL EVERYWHERE

Activity 1 used the interactive online platform, Poll Everywhere, to ask questions about housing and land use in San Jacinto. Questions were displayed on a screen at the front of the room and participants used their mobile phones to text their responses. Answers appeared on the screen as participants texted, allowing feedback from all attendees to be visible and encouraging community members to think about a range of issues.

Some Questions Included:

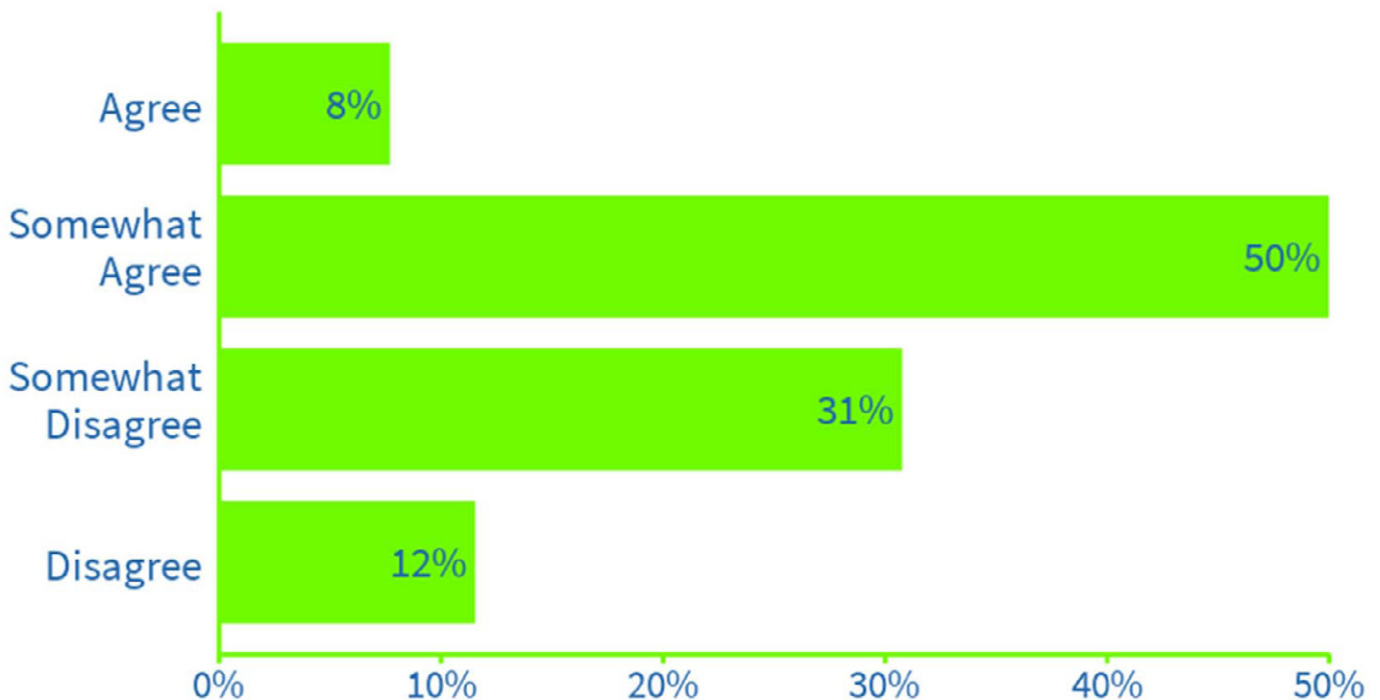
- On a sliding scale, to what extent should the City prioritize home maintenance of existing housing in your community?
- On a sliding scale, to what extent should the City prioritize offering housing for people with special needs?
- On a sliding scale, to what extent should the City prioritize housing for seniors?

Key Themes that Emerged:

- Residents somewhat agree that the City should prioritize housing for people with special needs
- The most agreed upon priority for the City is to address homelessness
- Half of the participants somewhat agree that there is a range of housing options in San Jacinto

There is a range of housing options (enough choices) in the City:

When poll is active, respond at PollEv.com/hydro2 Text **HYDRO2** to **22333** once to join



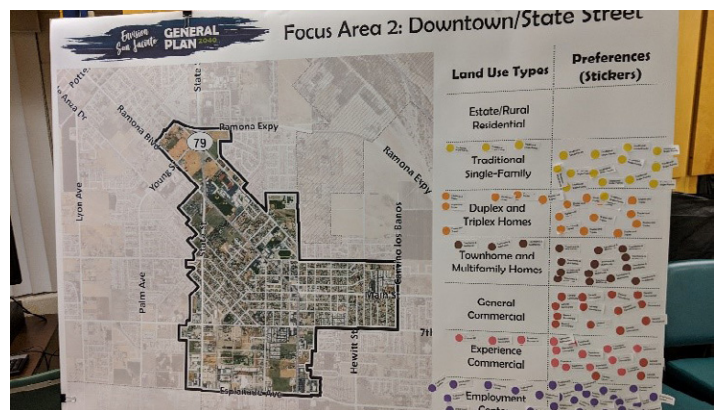
ACTIVITY 2A: FOCUS AREAS

For Activity 2a, participants familiarized themselves with a series of photos related to land uses, and then used stickers assigned to the land uses to designate on three separate focus areas and where they thought the land uses were most appropriate. A fourth map included areas not covered in the focus areas on the other 3 maps. Land uses were separated into the following categories: Estate/Rural Residential, Traditional Single-Family, Duplex and Triplex, Townhome and Multifamily Homes, General Commercial, Experience Commercial, Employment Centers, and Civic Uses.

Participants were encouraged to consider the following:

- What types of housing choices should be available and where should they go?
- What types of employment/commercial uses do you envision for the future?
- How will civic uses fit into the future of San Jacinto?

Four maps with different focus areas were placed in different areas of the room with the following designations: Focus Area 1- Gateway, Focus Area 2- Downtown, Focus Area 3- Ramona Expressway East, and Outside Focus Area Preferences. Participants placed their stickers with corresponding land uses on each map, designating where they envision different land uses in different parts of San Jacinto.



ACTIVITY 2B: HOUSING ELEMENT SOLUTIONS BRAINSTORM

For Activity 2b, participants revisited the priorities from the first Poll Everywhere activity. During the workshop, the project team identified the top priorities for housing which included Code Enforcement, Overcrowding, and Homelessness. Three project team members facilitated a group brainstorming activity to identify a list of solutions to each priority. The project team wrote solutions on flip charts at individual tables and then reported back to the broader group.

Key Themes that Emerged:

- Planning for more affordable housing is a potential solution to homelessness
- Encouraging volunteer programs for city maintenance can be beneficial to code enforcement
- Balanced land uses are a possible solution to overcrowding

Please refer to Appendix D to see all solutions offered.

Comment Cards

In addition to the activities, participants were encouraged to write down statements, questions, suggestions, or feedback on comment cards at and time, and to place them in a comment card box. Please see Appendix B for pictures of all the comment cards.

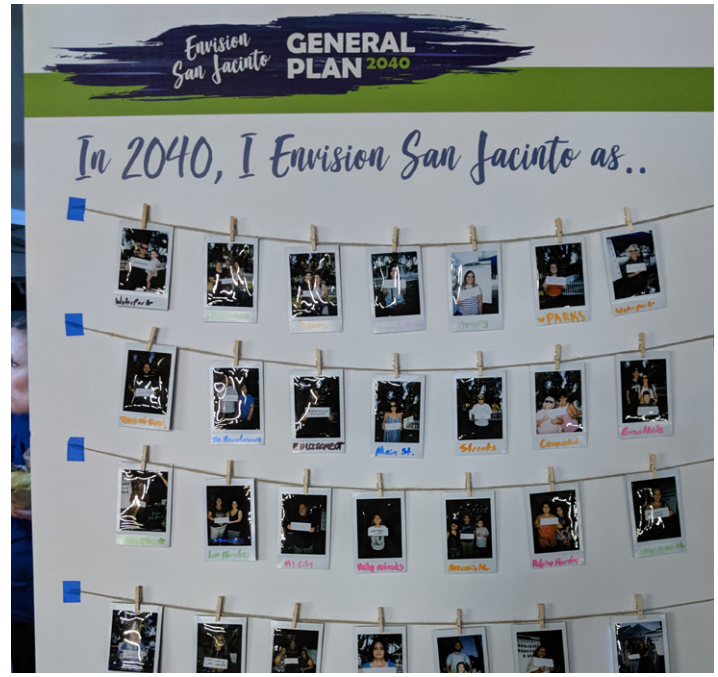
POP-UP EVENTS



KOOL AUGUST NIGHTS

One effective way of ensuring that the entire community is engaged in the process is meeting people where they already are. This means participating in existing community events or at well-used public locations to allow provide to provide input in a comfortable environment, and on their own terms.

For Envision San Jacinto, the project team hosted two pop-up events in conjunction with the Kool August Nights concert series. Events occurred on August 14 and 28, 2019, from 7:00 - 9:00 p.m. at the Estudillo Mansion. The pop-ups were designed to solicit creative feedback from event attendees, and to raise awareness about the Envision San Jacinto project.



The project team set up a booth and hosted three activities. The first asked attendees to answer the question “In 2040, I envision San Jacinto as...” on a small white board, and then pose for a Polaroid picture. Polaroids were then posted to a board at the booth. For the second activity, a word cloud in the shape of a heart was compiled from previous community input, and printed on a large board. Attendees were then asked to write what they love about San Jacinto in the space around the word cloud. The third activity asked attendees to identify what San Jacinto should prioritize as it plans for the future. Options included parks and open space, community health, transportation, housing, safety, retail & entertainment, biking and walking, economic growth and job creation.

More details on input received during the pop-up workshops can be found in Appendix E.

Objectives:

- Continue to raise awareness about the General Plan Update
- Learn from community members:
 - How do residents envision San Jacinto in 2040?
 - What do community members love about San Jacinto?
 - What should the City prioritize as it plans for the future?

Outreach:

Because the goal of this event was to gather input from residents where they already were, advertising for this event was conducted in conjunction with advertising for Kool August Nights, during workshops, and by word-of-mouth.

IN 2040 I ENVISION SAN JACINTO AS...

Attendees were asked to envision San Jacinto in 2040. A number of major themes emerged from this activity, including improved safety, low levels of homelessness, increased opportunities for recreation, and high quality education.

Key Themes that Emerged:

- Improving safety
- Addressing homelessness
- Improving parks and recreational opportunities



WHAT I LOVE ABOUT SAN JACINTO

Attendees were asked to identify things they love about San Jacinto. A number of major themes emerged from this activity, including mountains, parks, concerts, small-town feel, family, people, and community.

Key Themes that Emerged:

- Mountains
- Parks
- Small-Town Feel
- Family




WHAT SHOULD SAN JACINTO PRIORITIZE?

Attendees were asked to rank which important issues San Jacinto should prioritize. Issues included parks and open space, community health, transportation, housing, safety, retail and entertainment, biking and walking, and economic growth and job creation.

Top Issues Identified:

- Safety
- Parks and Open Space
- Economic Growth and Job Creation
- Biking and Walking



DIRECT ENGAGEMENT

ONLINE SURVEY

In order to capture as much input from the community as possible, including input from those who may not have participated in in-person engagement opportunities, the project team designed an online survey that was open to all and available throughout the outreach phase of the project. Full survey results can be found in Appendix E.



Survey Question Topic Examples:

- | | |
|--|--|
| <ul style="list-style-type: none"> ● Housing choices and home ownership | <ul style="list-style-type: none"> ● Quality of life and satisfaction with San Jacinto as a place to live, work, bring friends. |
| <ul style="list-style-type: none"> ● Shops, restaurants, and entertainment | <ul style="list-style-type: none"> ● Traffic flow and street maintenance |
| <ul style="list-style-type: none"> ● Police, fire, and emergency services | <ul style="list-style-type: none"> ● Parks and recreation |
| <ul style="list-style-type: none"> ● Activities for youth and seniors | <ul style="list-style-type: none"> ● Community health |
| <ul style="list-style-type: none"> ● Availability of daily goods and services | <ul style="list-style-type: none"> ● Jobs and economics |
| <ul style="list-style-type: none"> ● Development | |

Some Major Themes

- A majority of respondents own their home and work outside the City
- A majority of respondents rate the quality of life in the city as good or fair
- Respondents were somewhat or very satisfied with first responder services and traffic flow, and were mixed or somewhat dissatisfied with parks and recreation, availability of daily goods, activities for seniors, street maintenance and the City’s physical appearance
- Respondents were generally somewhat satisfied or mixed on community health related issues including air, water, and food quality
- Many respondents would like to see more shops, restaurants, entertainment, and jobs in the City
- Respondents prioritized attracting more shops and restaurants, maintaining safety and community character, and improving existing housing and neighborhoods as development related items that should be addressed in the General Plan.

STAKEHOLDER FOCUS GROUPS

The project team organized a set of stakeholder interviews to facilitate a focused discussion around important issues in the community. Two focus groups were held on August 14, 2019, one focusing on the local development community, and the other on community health and wellness. Discussions were guided by a set of interview questions focusing on successes, challenges, needs, and best practices.

Local Development Community

Participants in the local development community focus group included representatives from organizations including Cooper Development, Kellar Williams, KZ Companies, Lee & Associates, Rich Development, and SVN. Following are some major themes that came out of the discussion.

Some Major Themes

- **Opportunity may exist in the future for larger “big-box” retail such as Lowes, Home Depot, and Target, but will be dependent on housing and socioeconomic factors.**
- **Addressing education and safety challenges will be important for commercial growth.**
- **Smaller industrial development (3,000 - 4,000 square foot units) could present an opportunity for growth in service-type businesses, which would perform well in San Jacinto.**
- **Streamlining of California Environmental Quality Act process would help to reduce CEQA abuses.**

Community Health and Wellness

Participants in the local development community focus group included representatives from organizations including Mount San Jacinto College, San Jacinto Unified School District, National Alliance on Mental Illness - Mt. San Jacinto, and the Riverside University Health System - Public Health, and Valley-Wide Recreation & Park District.

Some Major Themes

- **Mental health, homelessness, and equity should be addressed along with physical health.**
- **Health and nutrition are vital for creating opportunities for success for students. Scholarships, greater access to facilities for lunch programs, and community partnerships are some ways to support programs that are already successful in the community.**
- **Recreational facilities should be a focus. Larger parks and maintained walking trails support more physical activity.**
- **Tobacco control is an important consideration.**
- **Addressing environmental quality, especially related to agricultural chemicals, is important.**

Appendix A: Workshop Direct Mailer



We Need **Your** Help Shaping the Future of San Jacinto!

Please join us at our upcoming **Visioning Workshops** to share your ideas!

Food and drinks will be provided and all ages are welcome to attend!

The City of San Jacinto is excited to announce that we are updating our General Plan! The General Plan is a roadmap that includes long-term policies to guide San Jacinto for the next 20 years. It addresses a range of significant community topics like land use, housing, economic development, transportation, parks and recreation, public safety, and more.

+ We want to hear from **YOU** so we can chart a path forward for San Jacinto's continued prosperity.

+ What do **YOU** love about San Jacinto?

+ What is **YOUR** vision for the future of our City?

+ What opportunities and challenges do **YOU** think face San Jacinto as it grows over the next 20 years?



Values, Issues,
and Opportunities

Thursday: February 21, 2019
6:30 – 8 pm

Community Center
625 S Pico Ave
San Jacinto, CA 92583



Transportation

Tuesday March 12, 2019
6:30 – 8 pm

Community Center
625 S Pico Ave
San Jacinto, CA 92583



Land Use & Housing

Thursday March 28, 2019
6:30 – 8 pm

Community Center
625 S Pico Ave
San Jacinto, CA 92583

Find out more at www.SanJacinto.GeneralPlan.Org

Spanish-speaking facilitators will be present at all Visioning Workshops.

Appendix B: Workshop 1 Activities

Activity 1: Assets and Challenges

Idea	Assets	Challenges	Visions
Quality of Life	<ul style="list-style-type: none"> • Views • Like the mountain views (6) • Very quiet town • I live in a newer area which is nice • It is tranquil • Family environment • I love looking at the mountains with snow, and when its green its beautiful I love San Jacinto • Value public safety and beauty of region • Pure air • Proximity to mountains and lakes • Family + cost of living + future growth • Close to mountains • The beauty of the natural environment • The geography of the mountains • Industry • Historic landmarks • Historic Buildings (2) • Agricultural history • History of San Jacinto Valley • History of the area 	<ul style="list-style-type: none"> • Crime (6) • More police officers • More law enforcement • Drug abuse by residents • Inadequate police force • Drugs/Meth • Challenges to public safety because homeless and crime exist 	<ul style="list-style-type: none"> • Need for family entertainment • Water park (2) • Good restaurants (2) • Need for weed abatement • More police presence • Need a safe community for all • Family safety a priority
Community	<ul style="list-style-type: none"> • People • Involved community 	<ul style="list-style-type: none"> • No entertainment theatre • Lack of activities for kids 	<ul style="list-style-type: none"> • Community programs for youth

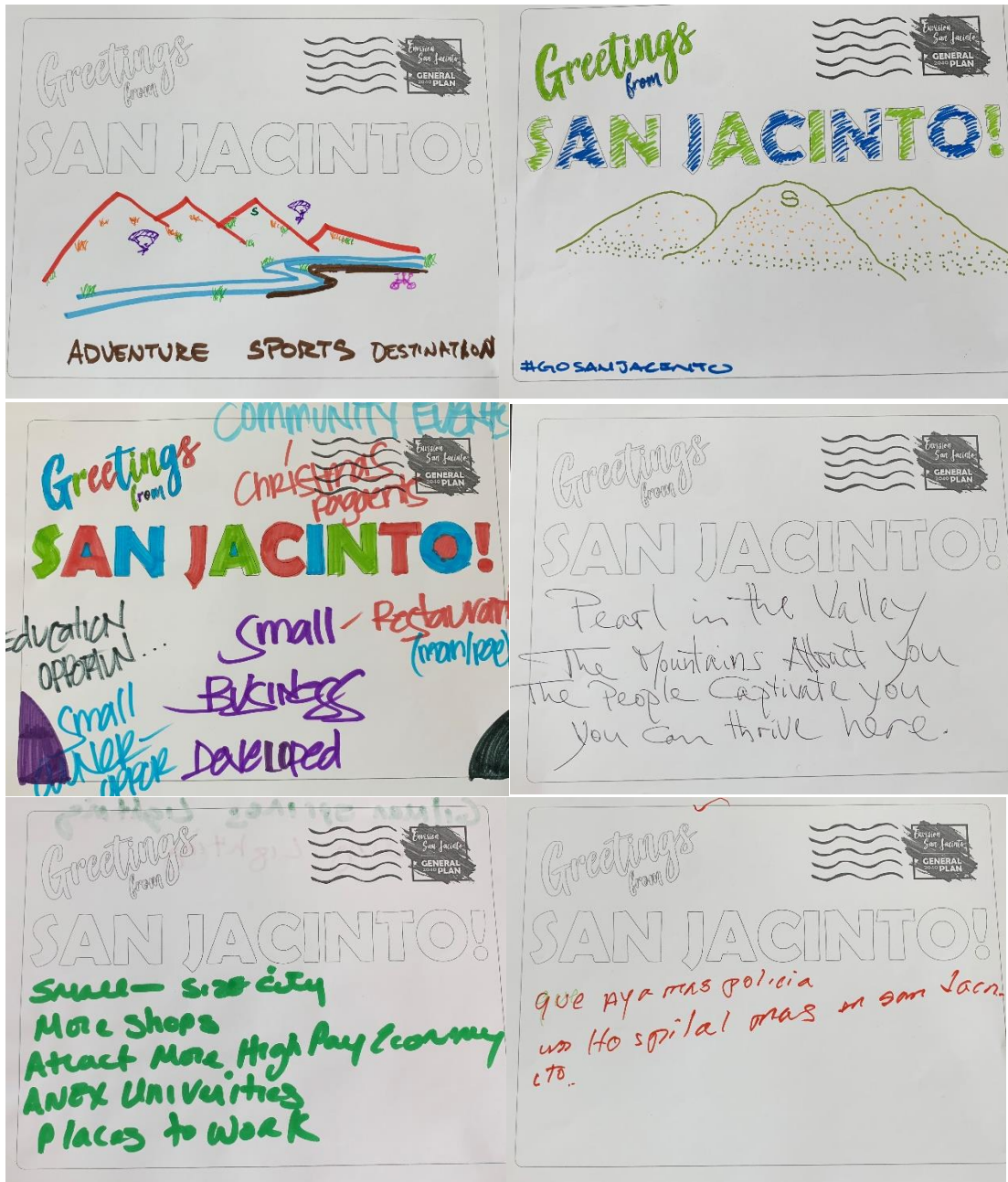
	<ul style="list-style-type: none"> • The people are really nice • Community leaders care • Community • The stores have really nice people that work in there • The people are so nice I feel safe • Sense of community • Small town feel (2) • Oldtown San Jacinto • Semi-rural • Semi-rural without being too far out • Not a big city 	<ul style="list-style-type: none"> • No Summer programs for kids • Limited entertainment • Lack of Boys and Girls Club • Lack of community level identity 	<ul style="list-style-type: none"> • More senior services • Community activities • Better access • More cooperation from the city and less red tape • More interaction between city officials, community members, and churches
<p>Parks, Open Space, and Cultural Amenities</p>	<ul style="list-style-type: none"> • Parks/Recreation infrastructure • Recreation opportunities on South Mountain • City parks valley wide • Parks • Outdoor recreation possibilities • Outdoor recreation • Open spaces (2) • Solid churches • I like going to the churches because people are happy • Community College (2) • Agriculture (3) • Diversity • Community lifestyle • Community events • A lot of non-profit groups that help the community 		<ul style="list-style-type: none"> • Landscaping • Clean neighborhoods • Gentrify Main Street

<p>Growth Opportunities</p>	<ul style="list-style-type: none"> • Stay because of future growth • Future opportunities • City has potential to grow in a positive move • Downtown potential • Value potential • Growing job base 	<ul style="list-style-type: none"> • No Trader Joes • Not enough shopping choices • Downtown poor mix of businesses • Lack of shopping too many stores • Lack of shopping opportunities (2) • Lack of choice in grocery stores and food • Retail opportunities • Lack of Restaurants (4) • Burst of growth due to development • Right sizing General Plan with mid-county parkway • Sustainable Growth • Downtown revitalization • Strict zoning 	<ul style="list-style-type: none"> • Need a Costco (3) • Trader Joes (3) • Sam’s Club • Need better shopping • Expand local businesses • Need hardware stores • More healthy food options • Medical/hospital
<p>Housing and Neighborhoods</p>	<ul style="list-style-type: none"> • Moved here because its more affordable than Temecula • Housing prices • Affordable housing (2) • Cost of housing reason for move • Housing prices are reasonable • Housing Costs • Moved here for job and low-cost housing 	<ul style="list-style-type: none"> • Homeless problems (5) • Transients • City needs address the homeless • Blighted neighborhoods • Vacant buildings • Keep yards clean of debris • Potholes • Upkeeping (2) • Need to plant more trees 	<ul style="list-style-type: none"> • Employ homeless • Cleanup trash and shopping carts left by homeless


		<ul style="list-style-type: none"> • Old business owners are the ones doing the upkeep • Too many beautiful homes need work • Lack of pride in homes • Old business owners not doing upkeep • Code enforcement regarding trash on yards 	
Infrastructure	<ul style="list-style-type: none"> • No congestion 	<ul style="list-style-type: none"> • Lack of sidewalks • Poor water and stormwater management • Street flooding (2) • Drainage • Poor drainage and road upkeep, low bid = low quality • Need to be careful with water • Street maintenance • Traffic control • Need stormwater catchment system 	<ul style="list-style-type: none"> • Lighting • Well-lit • Modern city with small town charm – roads, infrastructure, etc. • Gas station on Ramona Expressway and Gilman Springs Rd. • More street lights • Widen Gilman Springs Road and Ramona Expressway • Gas Stations • Maintain smaller community • More lighting • Rapid transportation • Public transportation
Education	<ul style="list-style-type: none"> • I value cultural and educational events I can attend 	<ul style="list-style-type: none"> • Uneducated workforce • Not too many schools • Lack of language education programs 	<ul style="list-style-type: none"> • Need more higher education programs • We have great schools • Expand college programs

<p>Jobs & Economy</p>		<ul style="list-style-type: none"> • Lack of median-income jobs • Good paying jobs • Keeping our children home when they graduate • Low socioeconomics • Attracting potential employers • Lack of upper income providing jobs • Lack of tech jobs • Retention of local skilled workforce • Lack of local work • High property taxes • Unequal taxation of districts in the city • Not enough paying for fair share of taxes • Industry for jobs: money and tax based • Economic opportunity wages – commercial growth, not enough DOER • 	<ul style="list-style-type: none"> • Small business development • More opportunity • Keep people in the city by giving more opportunity for development • Bring in industry and good paying jobs • More small business • More corporate business/jobs • Thriving economy
---------------------------	--	---	---

ACTIVITY 2: VISIONING - Post Cards




Greetings from



SAN JACINTO!

First CLASS
Community Parks
And hiking trails
And bike Trails


Greetings from



SAN JACINTO!

me gustaria ver que los niños y sus abuelos disfrutaran de los parques Recreativos y jugaran en Compañia de Todas las familias


Greetings from



SAN JACINTO!

me gustaria Caminar asia las montañas para que Todos Tengamos la oportunidad de disfrutar de su belleza por que si oi es bonito la sera mas bonito con la ayuda de Todas las personas


Greetings from



SAN JACINTO!

Very slow Growth


Greetings from



SAN JACINTO!

Keep History Significant - Vossburg, Virginia
A Regional Event Cannabis/Sports/wine Comb
Signature City Event, White Collar/office Job
More Commercial, Entertainment, Activities Park
Maximal Park / Hospital


Greetings from



SAN JACINTO!

You won't Believe how things have Changed!
The Downtown kept its Historical identity yet!
All new. We spent the Afternoon in Cannabis Ca
last weekend and it was fantastic visiting the taste of
and Dining. It is so nice to have Community to S
Digo. I work at the new Office building for a Corp
We are planning to attend the Regional Signature event
concerts. It is so convenient to go to the Medical Park


Greetings from



SAN JACINTO!

A Safe, beautiful, vibrant community -


Greetings from



SAN JACINTO!

I would like San Jacinto to grow much the way Temecula has done in the last 25yrs: from a 1-stop-sign town to thriving, but with better TRAFFIC PLANNING.


Greetings from



SAN JACINTO!

KEEP IT SMALL
NO MORE HOUSING WITH MORE
PROTECT MORE SHOPPING THAT YOU
DO NOT NEED TO DRIVE OUTSIDE
THE TOWN.

Greetings from




SAN JACINTO!

- ONE OF THE SAFEST TOWNS IN CALIFORNIA!
- FAMILY FIRST.
- GREAT ECONOMY

"I WORK HERE"


Greetings from



SAN JACINTO!

There are so many great restaurants here & variety. We had greek food for lunch & great BBQ for dinner.

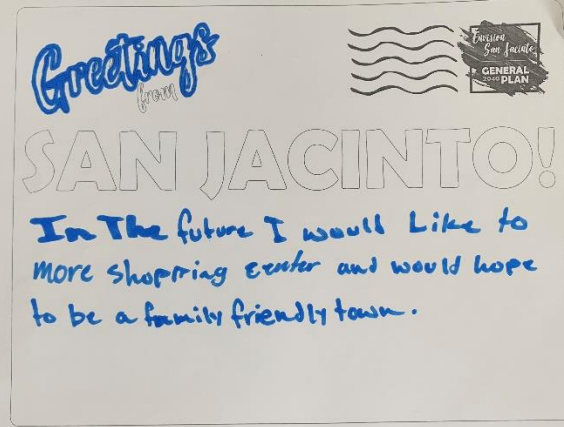

Greetings from



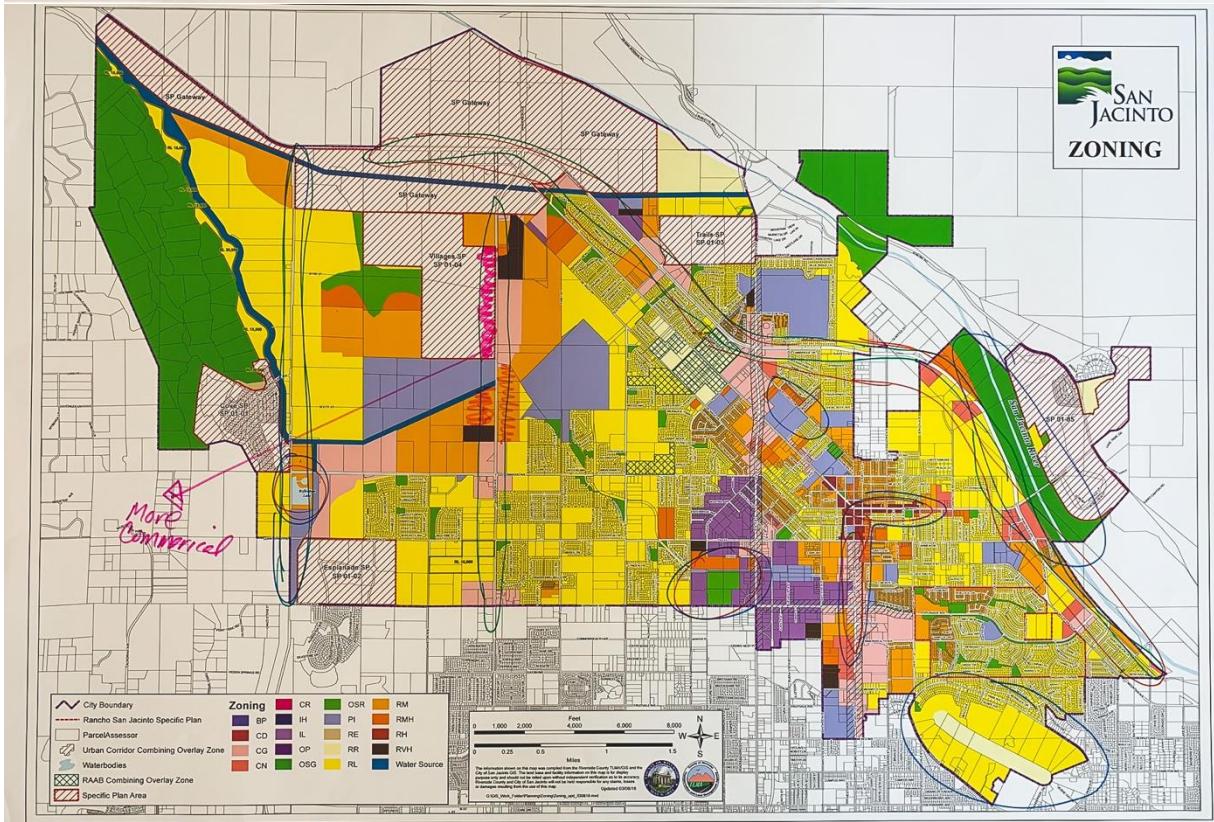
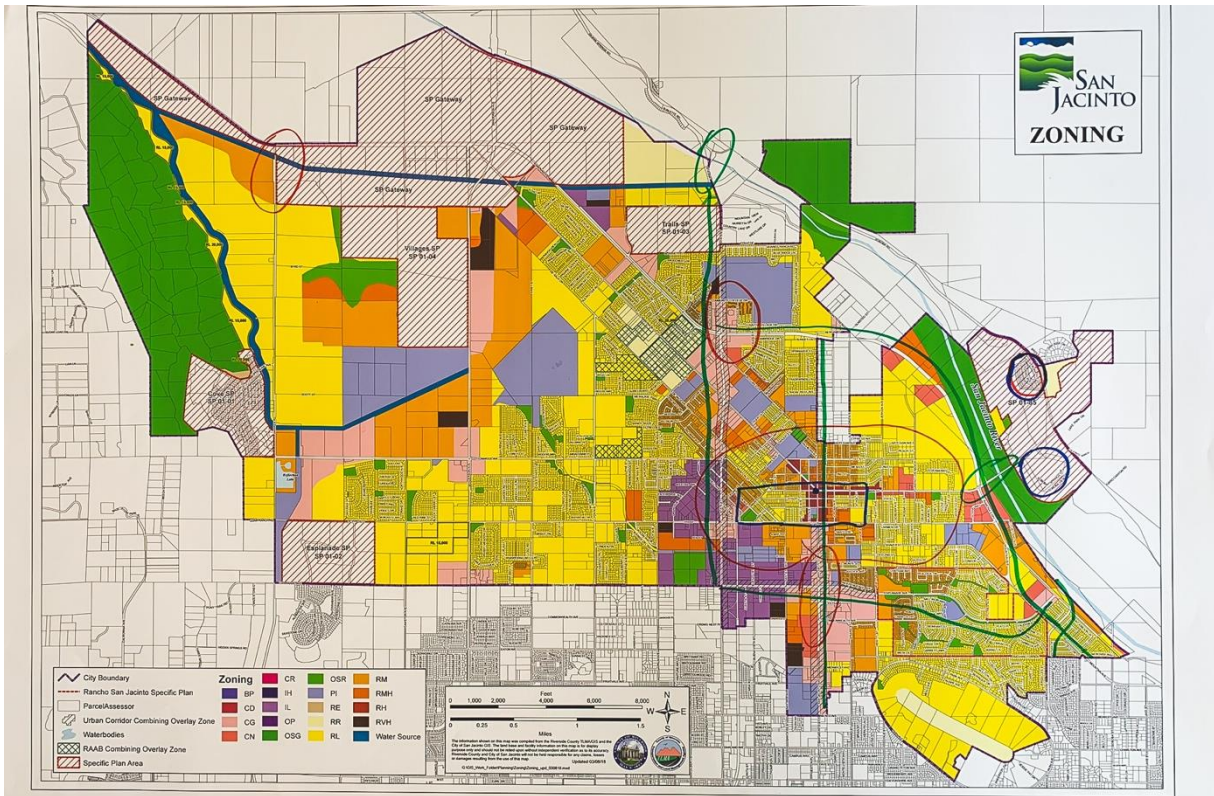
SAN JACINTO!

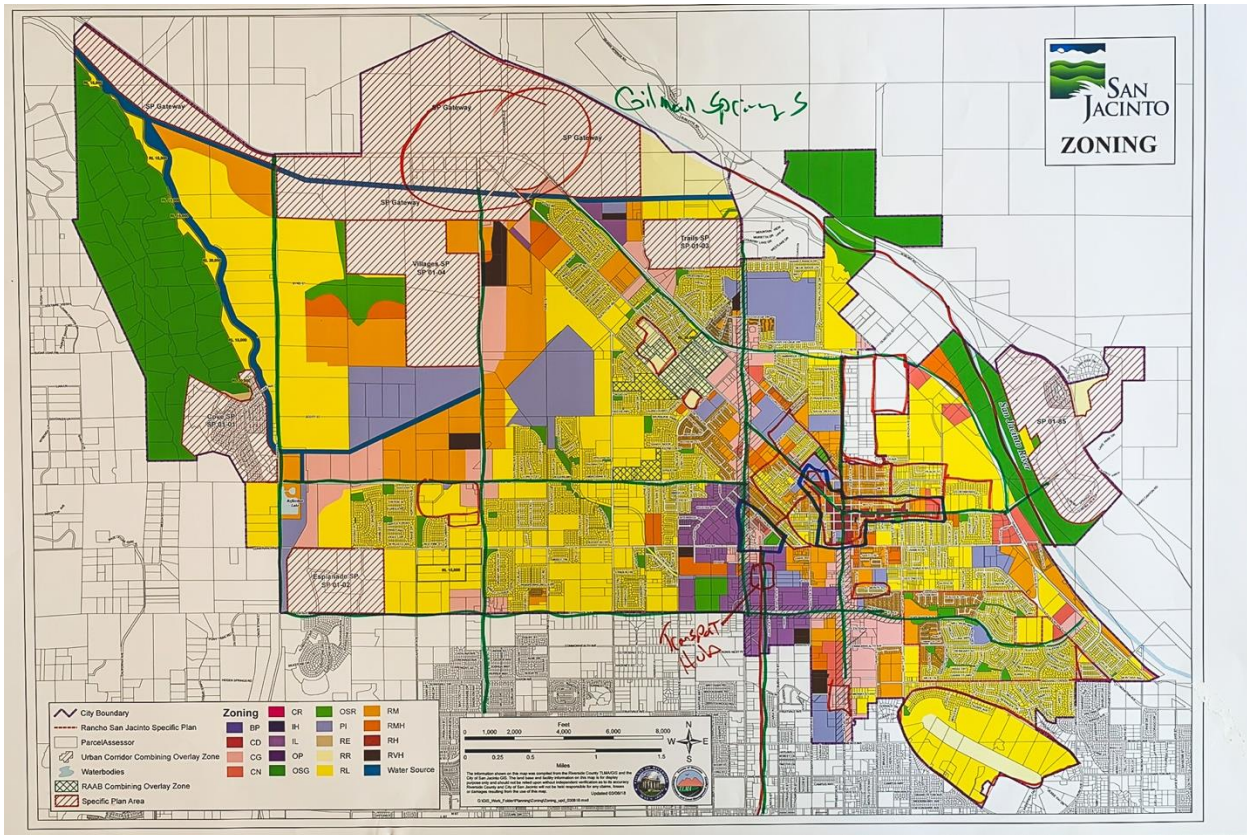
Hello friends and family... Today I traveled to Las Vegas on our fast track train. It's great that we can travel such distances in such a short period of time. I'm gambling my retirement check... See ya soon!

XOXOX



ACTIVITY 3: MAPPING





COMMENT CARDS

THEMES

- Safety (3)
- Sustained economy (2)
- Support business development (2)

Envision San Jacinto **GENERAL PLAN 2040** Visioning Input Card

Tell us what *you* think about the future of San Jacinto (Feel free to write on the back too!)

Until S.J. can control crime and homelessness, the rest won't follow! The city has to make sure people feel safe living here, businesses feel willing to establish operations because they have an adequate population of potential clients and minimal chance of being robbed, etc.

Reach out to us or send this input card back to:
595 S. San Jacinto Ave.
San Jacinto, CA 92583
(951) 487-7330
generalplan@sanjacentoca.gov

Find out more about the project and about other ways that you can get involved:
www.SanJacinto.GeneralPlan.Org

Envision San Jacinto **GENERAL PLAN 2040** Visioning Input Card

Tell us what *you* think about the future of San Jacinto (Feel free to write on the back too!)

The future can be bright! But economic development is essential. One word... JOBS. But there needs to be a range beyond entry level for a greater balance to be created across all income levels. (Kids move away & largely don't return.) Revitalization of the core center would be great. I believe there is a methadone clinic across from the Vasberg,^(SP) can't expect businesses to be excited about that. But it can be great!
Homelessness & vagrants is a drag on resources, as well as gang issues. As hope rises amongst citizens, opportunities rise.

Reach out to us or send this input card back to:
595 S. San Jacinto Ave.
San Jacinto, CA 92583
(951) 487-7330
generalplan@sanjacentoca.gov

Find out more about the project and about other ways that you can get involved:
www.SanJacinto.GeneralPlan.Org

Tell us what *you* think about the future of San Jacinto (Feel free to write on the back too!)

BUSINESS LICENSING CURRENTLY ACTUALLY DISCOURAGES BUSINESS - INSTEAD OF APPRECIATING ^{LARGE} SMALL BUSINESSES. INSTEAD OF ARRESTING PEOPLE W/ PSYCH. ILLNESS - BUILD MENTAL HOSPITAL(S) AND CLEAROUT JAILS FOR CRIMINALS INSTEAD OF ALL THE CRIMINALS WITH BURNED-OUT BRAINS - CAN'T BE REHABILITATED. RE-OPEN ACCESS TO THE BLM LAND OFF LAMB CANYON!!

DON'T WASTE OUR TAX DOLLARS ON "STUDIES" & GATHERING "STATS". IT IS OBVIOUS WHAT THE NEEDS ARE - ~~IT~~ ALL STARTS W/ GETTING A BETTER TAX BASE BY GETTING MORE BUSINESS & INDUSTRY.

Find out more about the project and about other ways that you can get involved:

www.SanJacinto.GeneralPlan.Org

PUBLIC SAFETY IS HUGE FOR CREATING AN ATMOSPHERE THAT BUSINESSES FEEL SAFE HERE

Reach out to us or send this input card back

595 S. San Jacinto Ave.
San Jacinto, CA 92583
(951) 487-7330
generalplan@sanjacentoca.gov

YOUR LOCKING... JAIL WITHIN RELEAS... IS NOT THE... (G)

Tell us what *you* think about the future of San Jacinto (Feel free to write on the back too!)

I want to see San Jacinto as one of the safest city in the Inland Empire with a self sustain economical community.

Find out more about the project and about other ways that you can get involved:

www.SanJacinto.GeneralPlan.Org

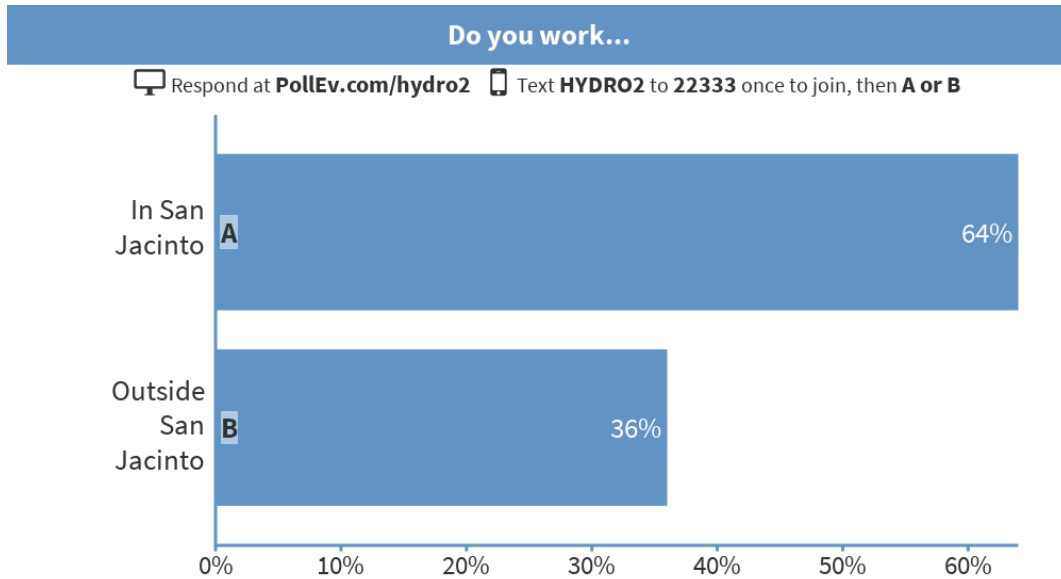
Reach out to us or send this input card back to:

595 S. San Jacinto Ave.
San Jacinto, CA 92583
(951) 487-7330
generalplan@sanjacentoca.gov

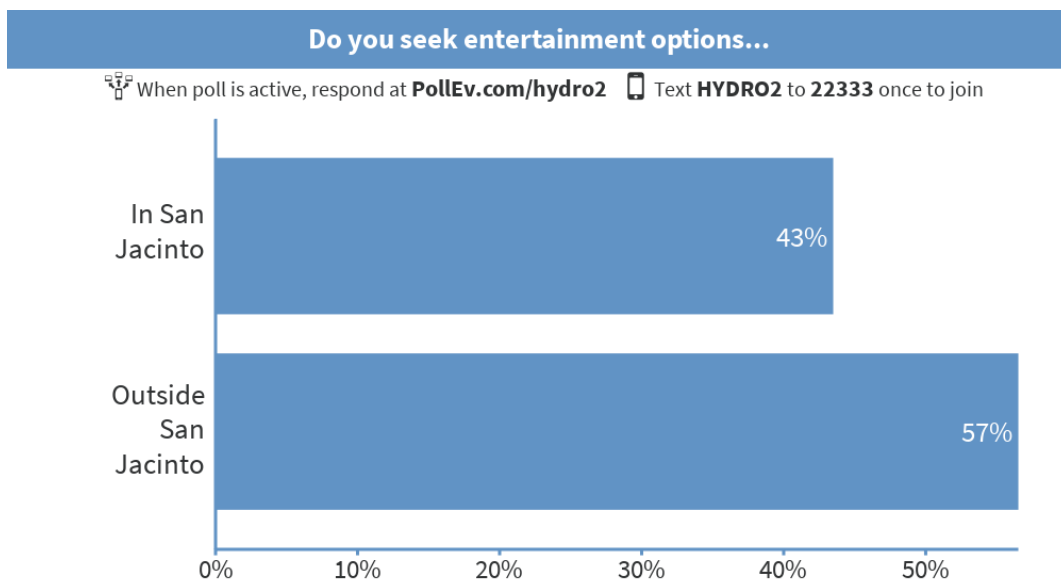
Appendix C: Workshop 2 Activities

ACTIVITY 1: POLL EVERYWHERE

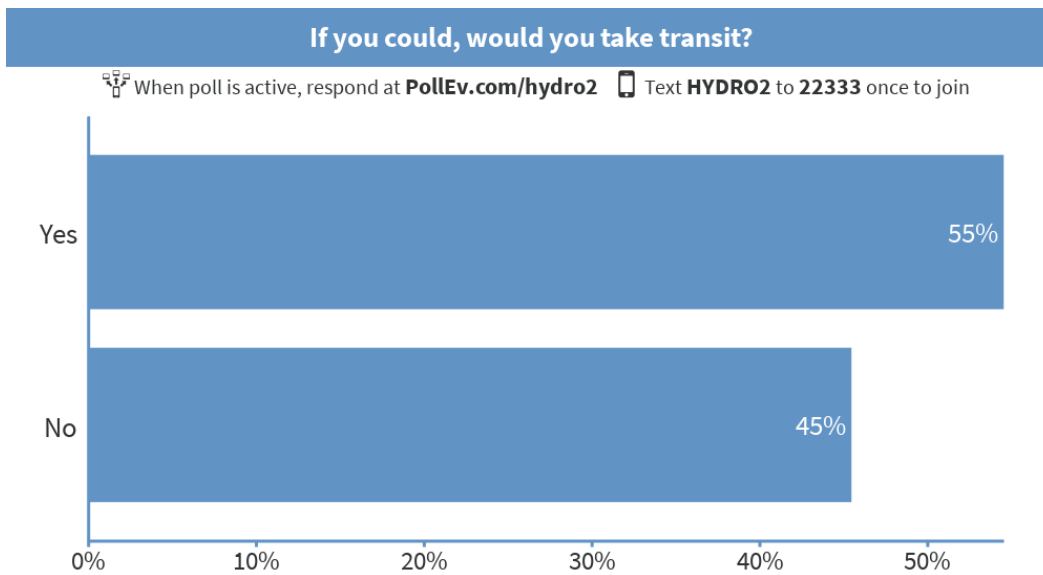
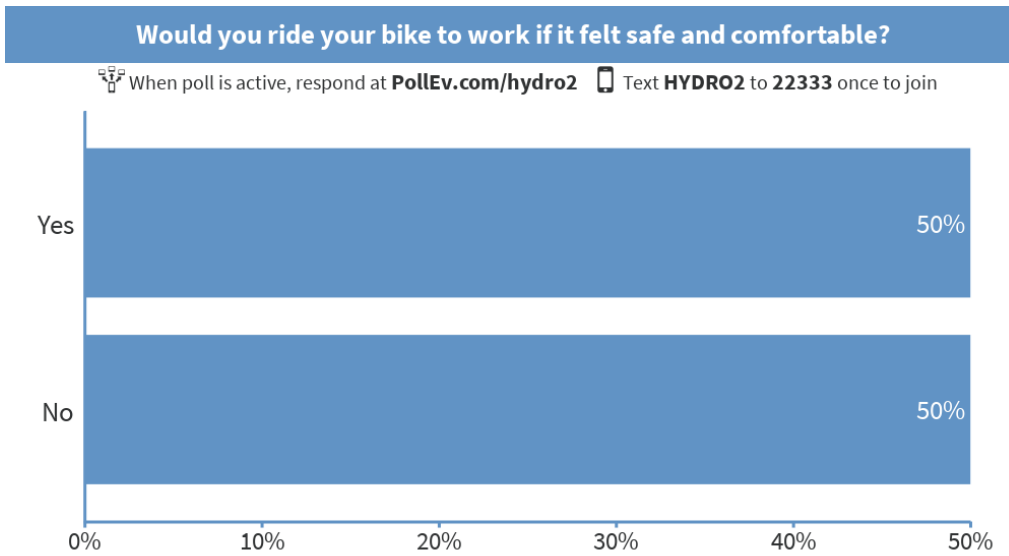
Question 1: Do you work...



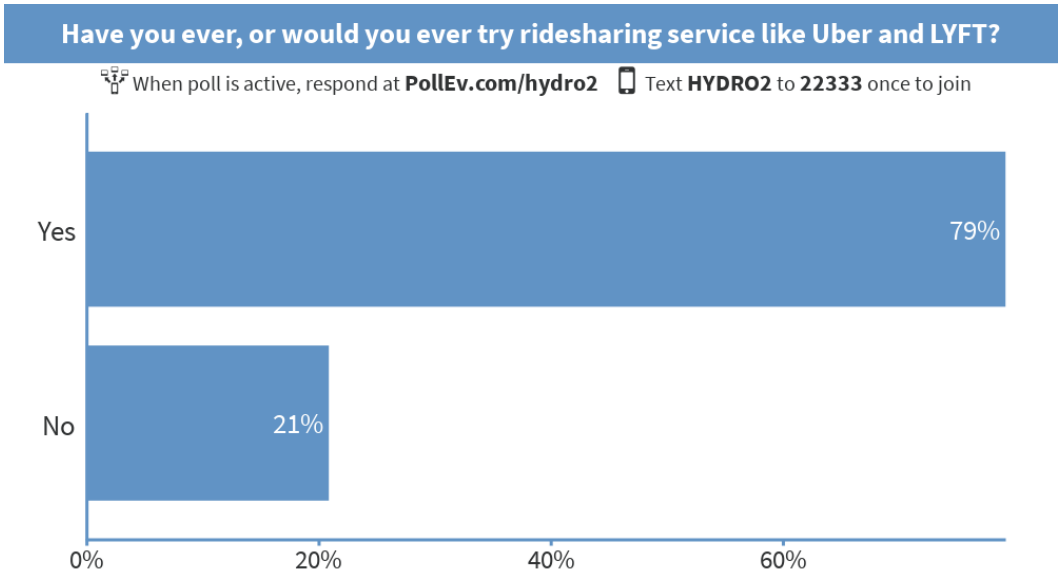
Question 2: Do you seek entertainment options...



Question 3: Would you ride your bike to work if it felt safe and comfortable?



Question 6: Have you ever, or would you ever try ridesharing services like Uber and LYFT?



Question 7: What transportation issues need to be addressed in San Jacinto?

- Wait time at bus stops
- Not enough bike lanes, add as communities grow
- Lack of bike lanes
- Lack of bus stops

Access

- Access in and out of the city
- Access to IO
- Ingress/Egress - access

Lighting

- Dark lighting
- Traffic lighting timing

Maintenance

- Homeless Carts
- Safety

Safety (2)

- Bikes going against traffic
- Accidents block roadways
- Accidents
- Hwy 79 crashes and detours
- Safe commute to schools
- Safety - wider roads, police presence, demarcation on the road
- Bike and pedestrian collisions
- Merging lanes, unprotected left traffic merging lane

Traffic

- Congestion on Commonwealth and Menlo
- Traffic congestion
- Round-about- traffic at 5:00 p.m.
- Traffic due to growing city
- High traffic areas

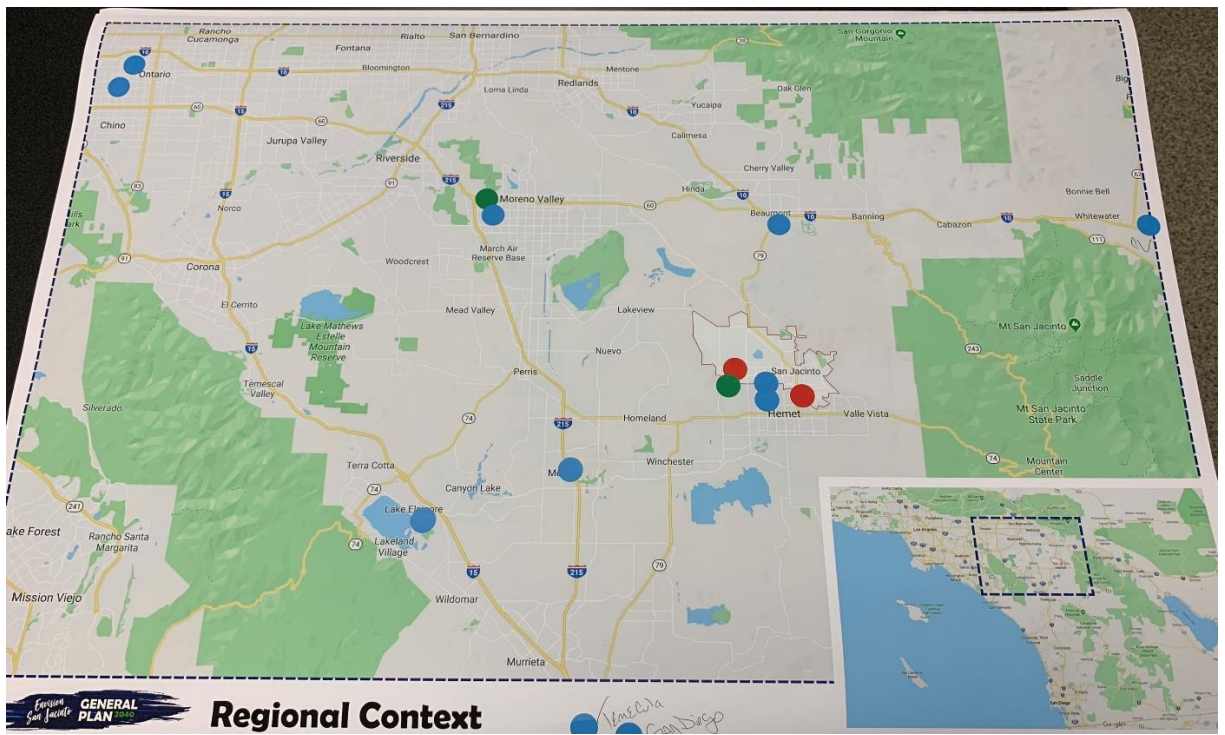
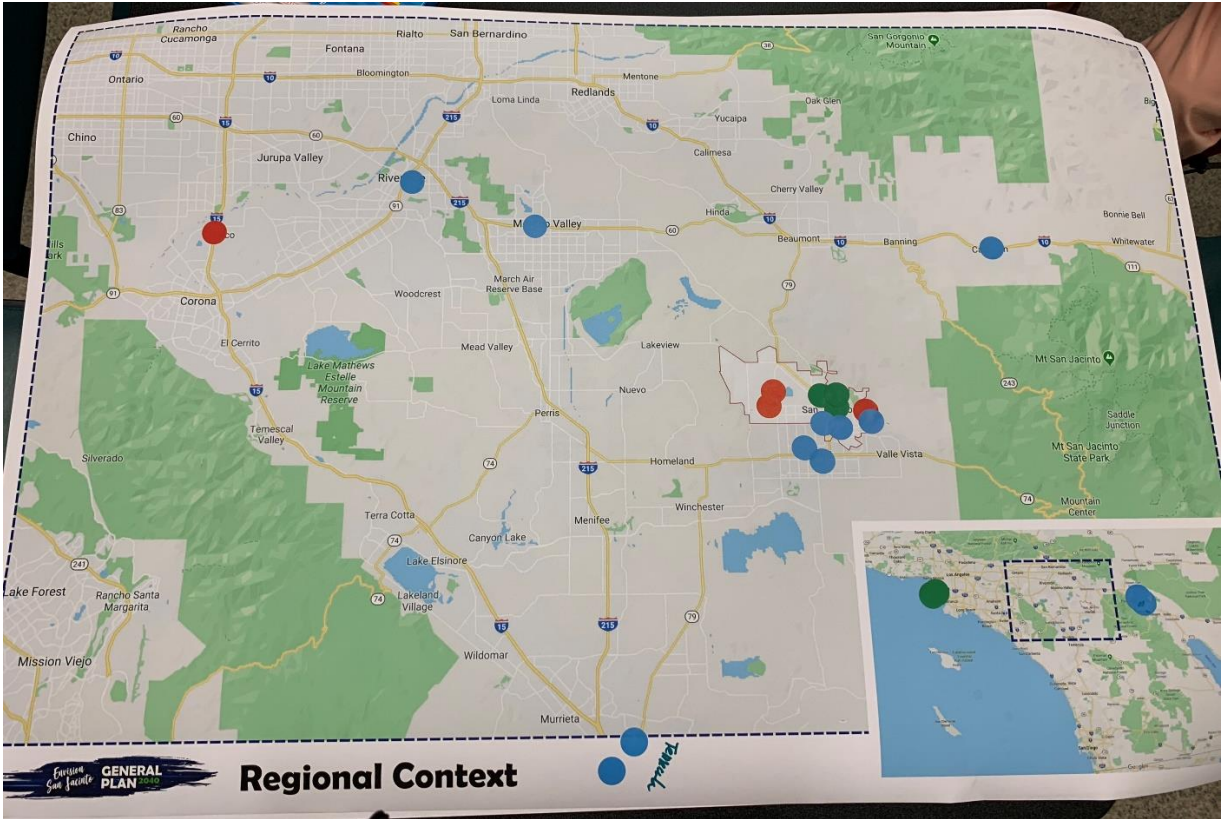
Q2: Are there specific locations where transportation related issues need to be addressed and improved in the City?

- San Jacinto Avenue/SJUSD
- North State Street - potholes
- Soboba Road
- Hewitt/Park Ave
- Potter Road/Record Road
- Hewitt/Menlo
- Commonwealth
- Palm/Esplanade - fast running stop signs
- 7th between Hewitt and Mountain
- Lyon/ Cottonwood - No sidewalk

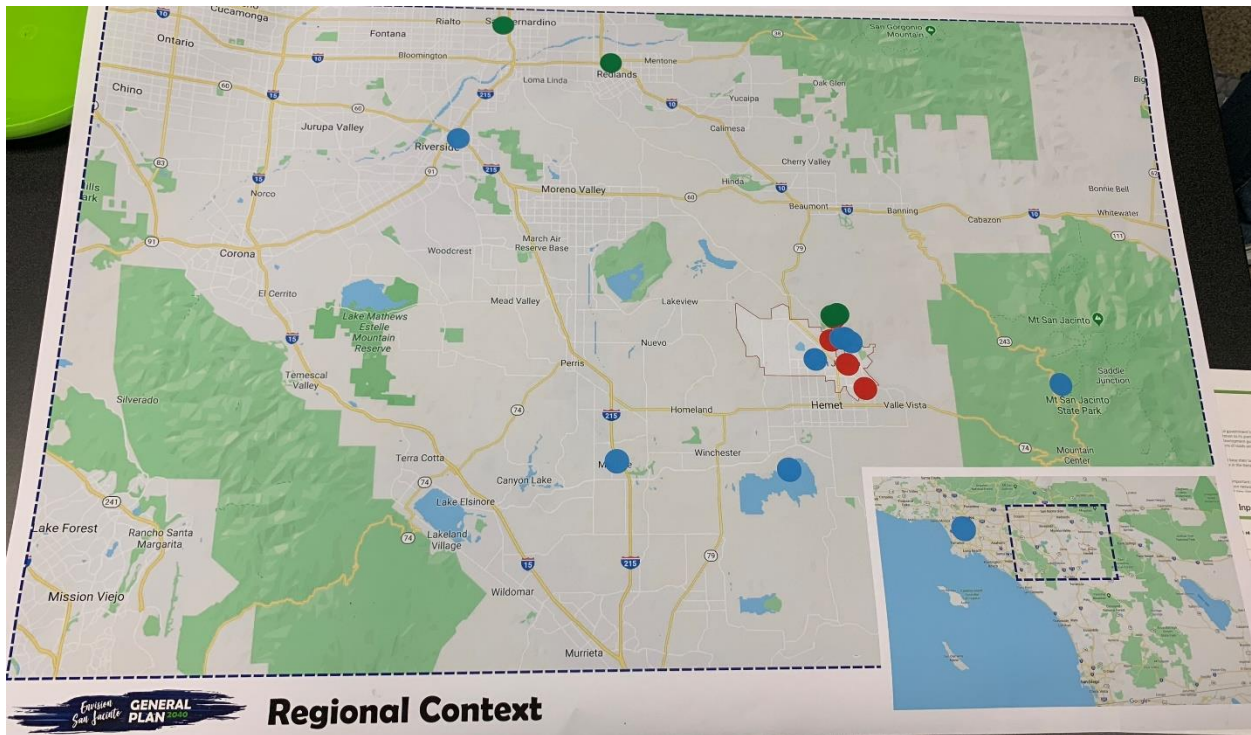
- San Jacinto- entire stretch needs re-paving
- Arroyo/Esplanade Lighting
- 5 points
- Warren and Esplanade
- Cottonwood and Cawston
- Entire stretch of Main St.
- Hewitt between Main and Esplanade
- Commonwealth by the school
- Ramona Blvd
- 7th Expressway is narrow
- Widening of Soboba Road
- Ramona Blvd./Lyon due to flooding
- Sanderson/Ramona due to flooding
- Cottonwood/Warren due to flooding
- Widening of Warren
- 5 points
- Esplanade at Hewitt going East bound to turn North, left lane needs to be longer
- Gillman Springs Rd.
- Downtown parking
- San Jacinto Avenue and Idyllwild
- 5 points needs controlled left turns
- San Jacinto avenue and Shaver have no left turn lane
- Esplanade by Valley wide, the lane ends at park
- Where Ramona Expressway changes to Mountain Avenue

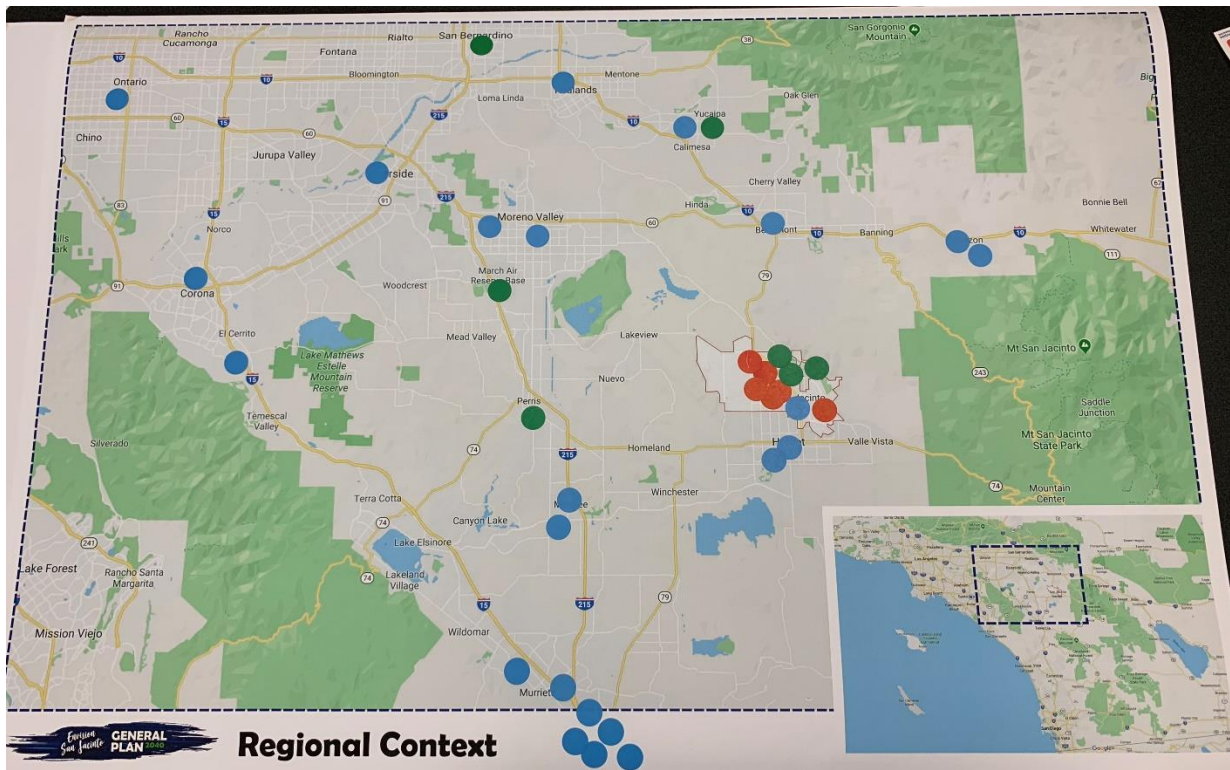
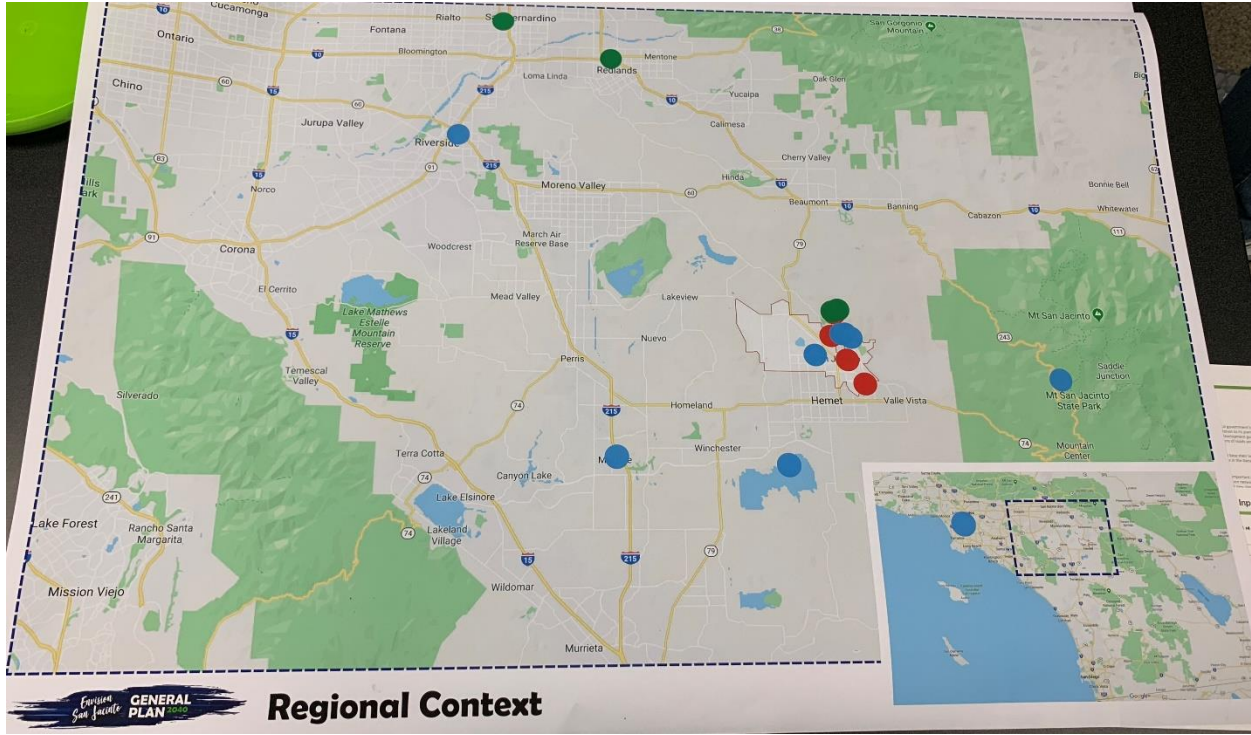
ACTIVITY 3: MAPPING

Regional Map

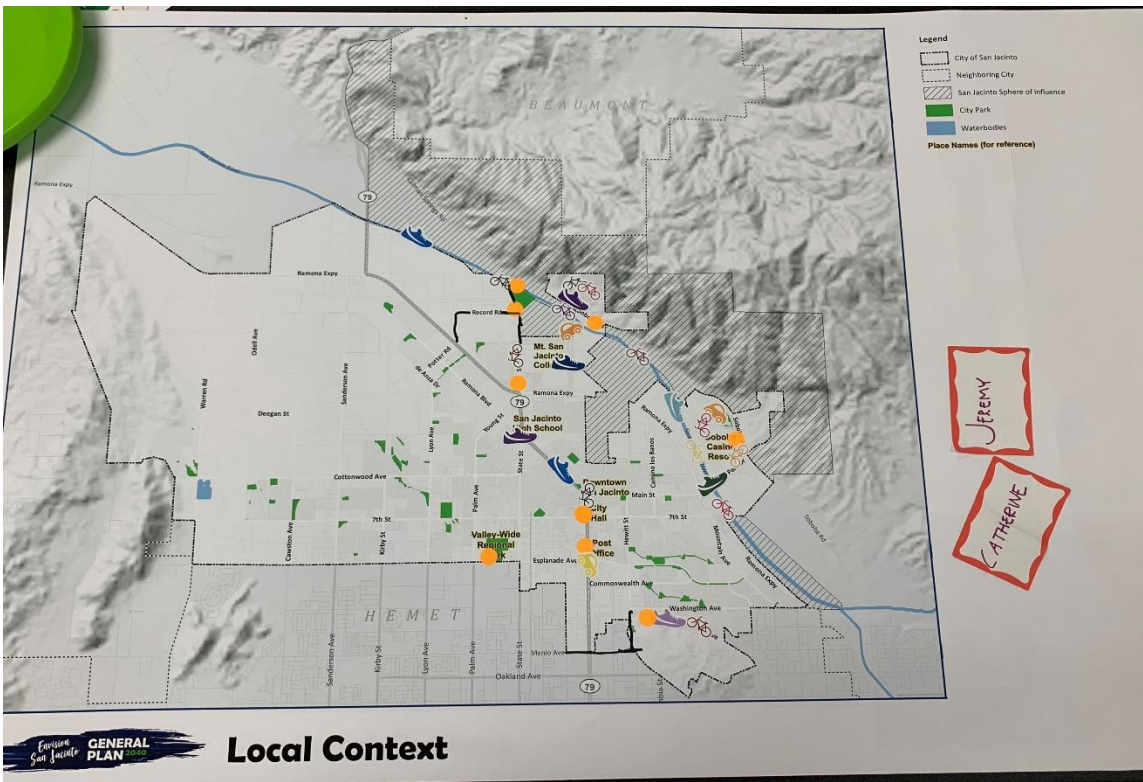
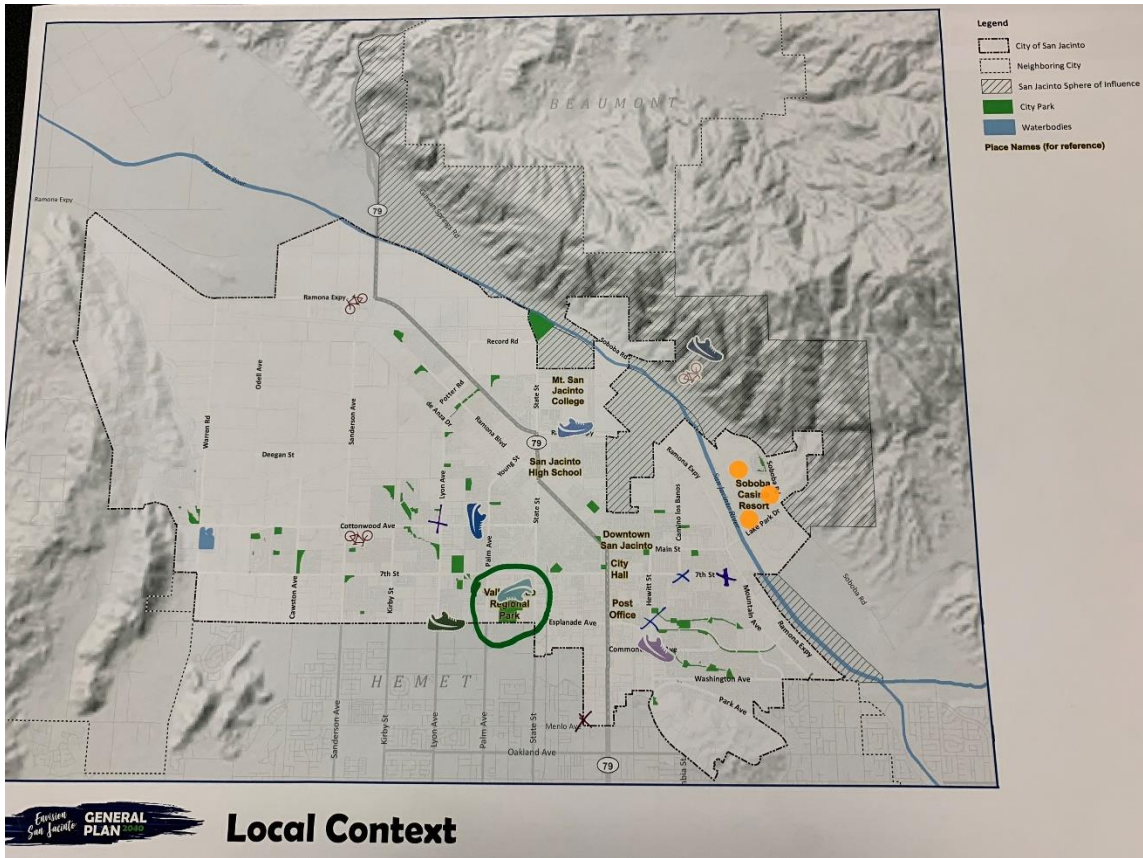


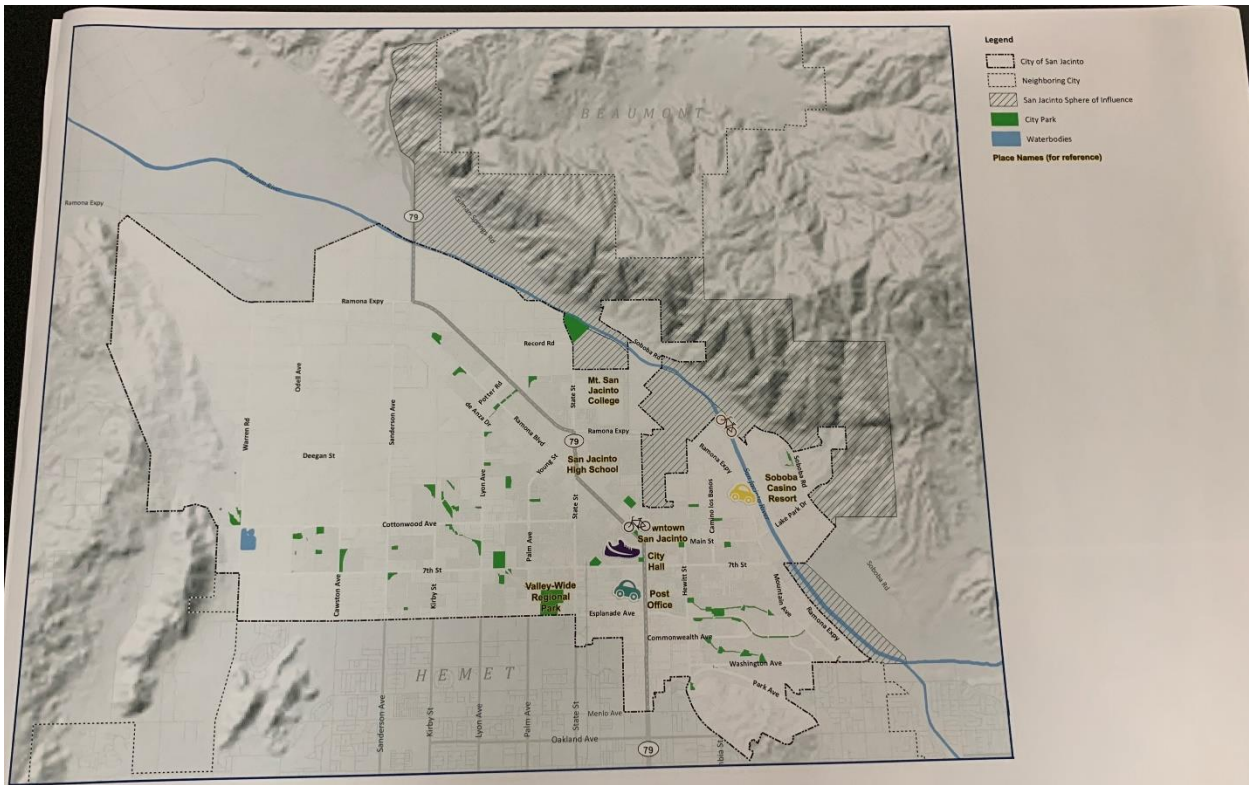




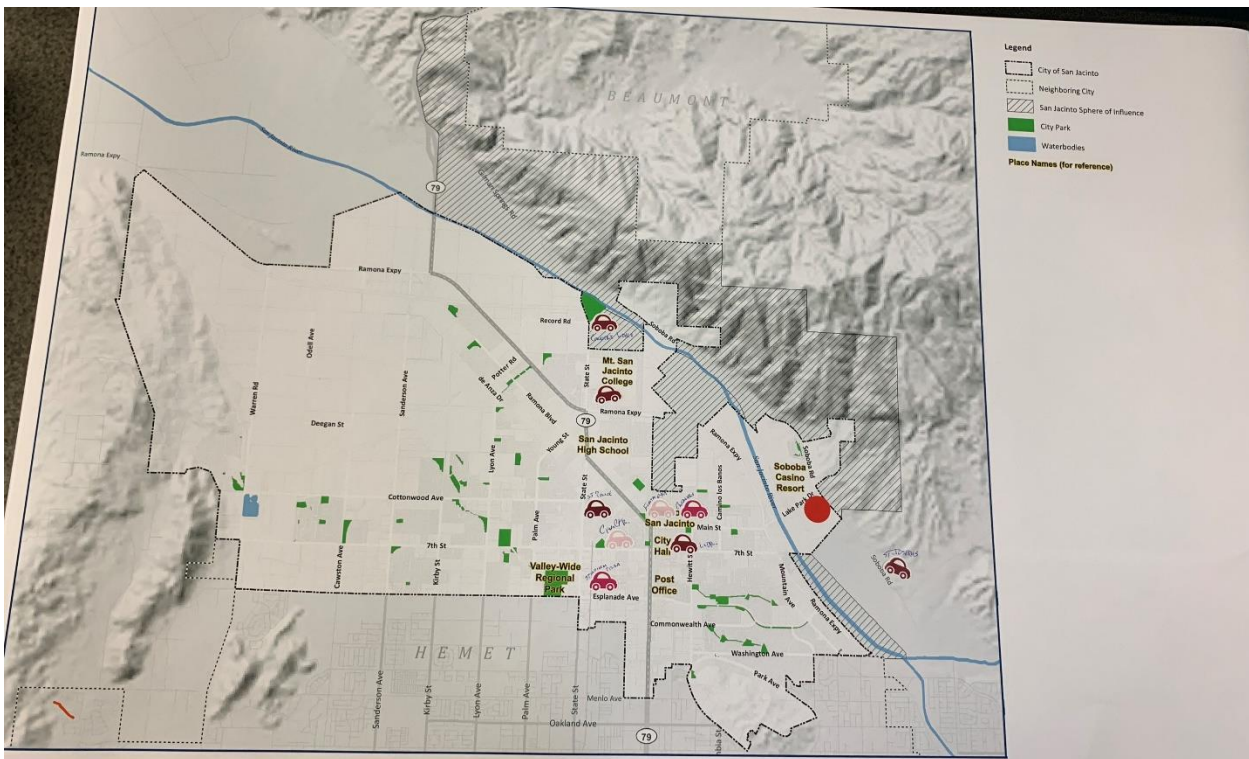


San Jacinto Maps

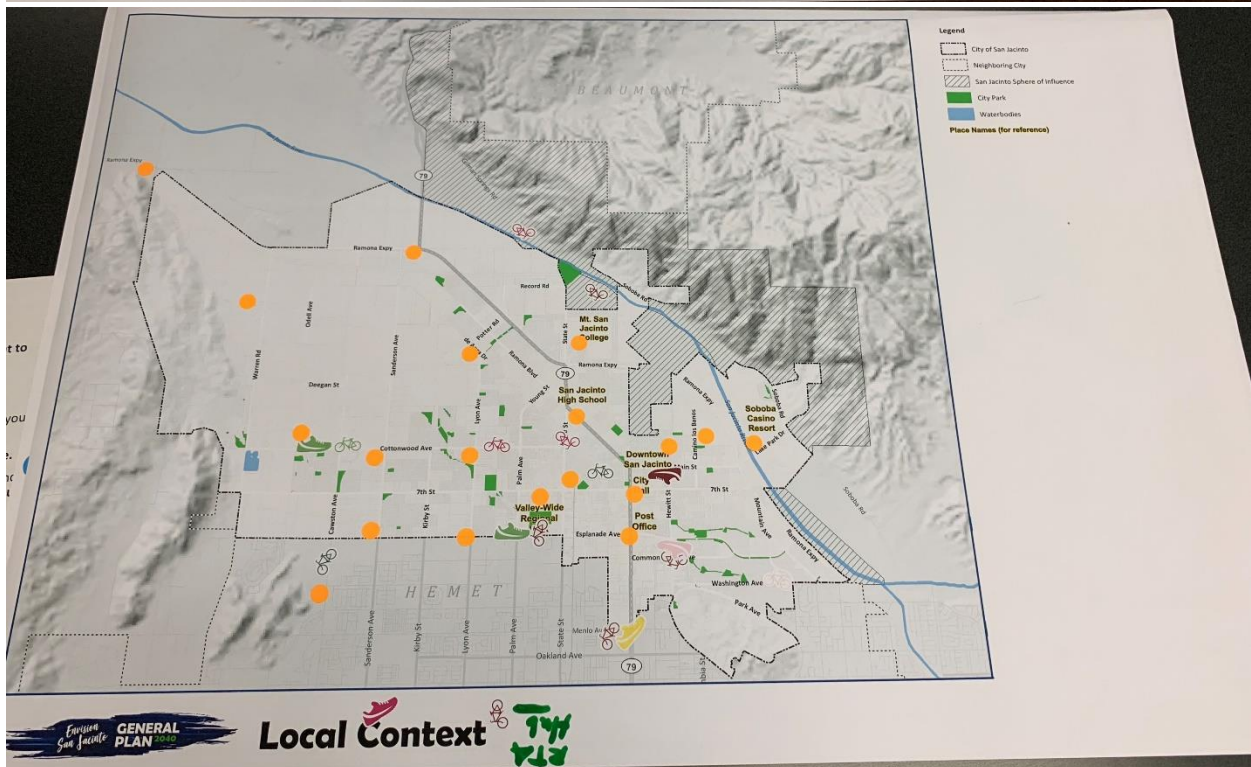
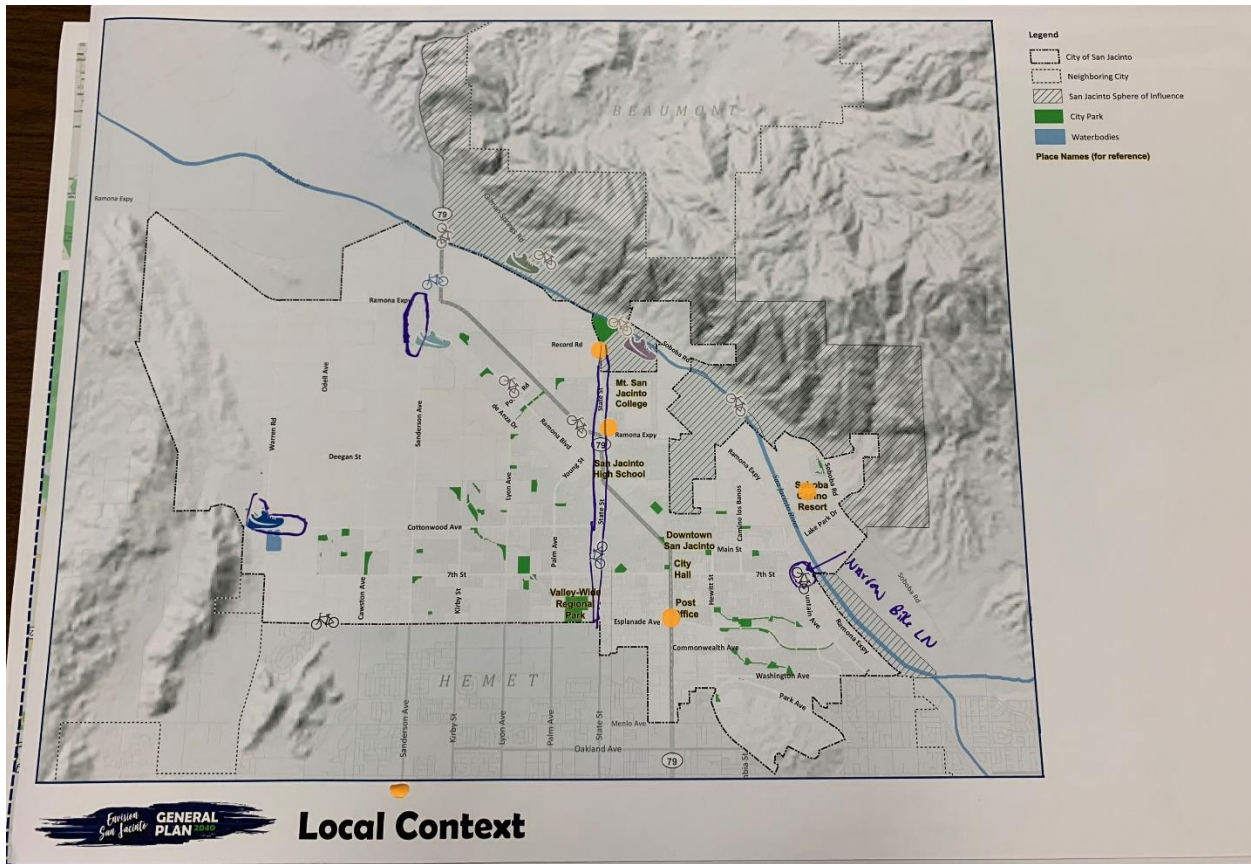


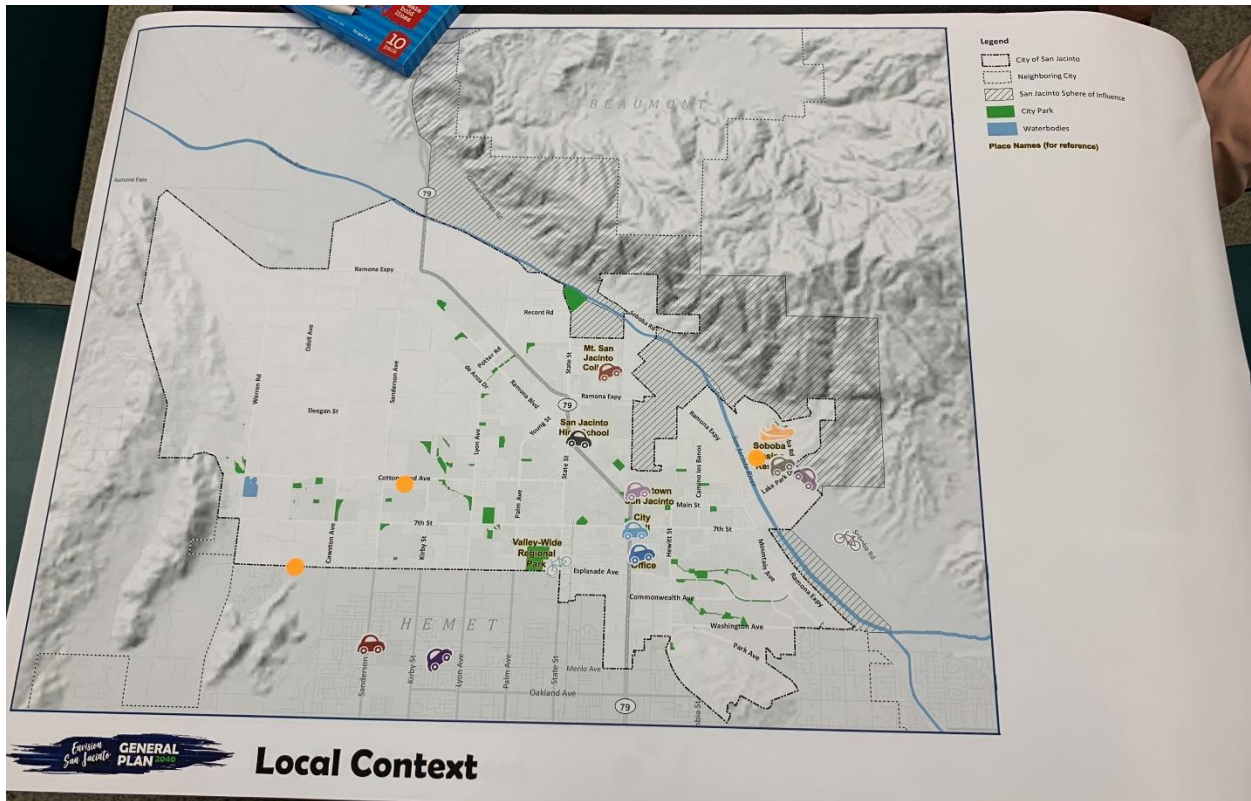


Envision San Jacinto **GENERAL PLAN 2040** **Local Context**



Envision San Jacinto **GENERAL PLAN 2040** **Local Context**



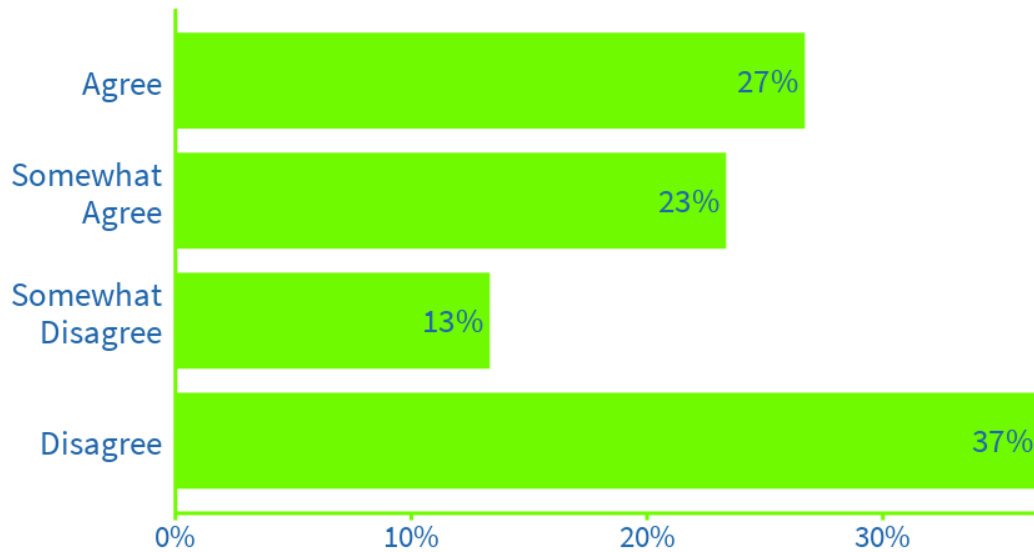


Appendix D: Workshop 3 Activities

ACTIVITY 1: POLL EVERYWHERE

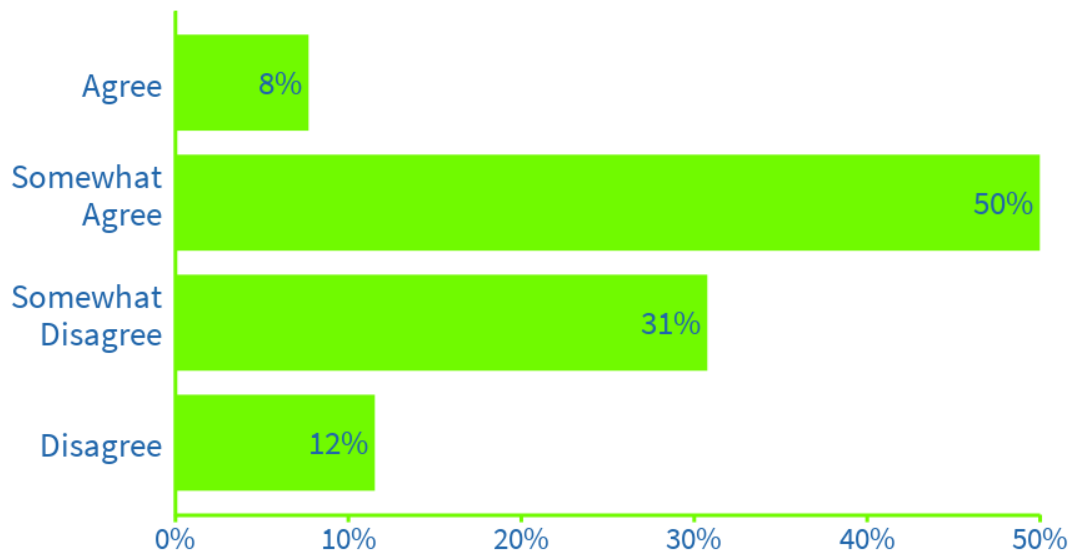
The City should prioritize affordability.

When poll is active, respond at [PollEv.com/hydro2](https://poll-ev.com/hydro2) Text **HYDRO2** to **22333** once to join



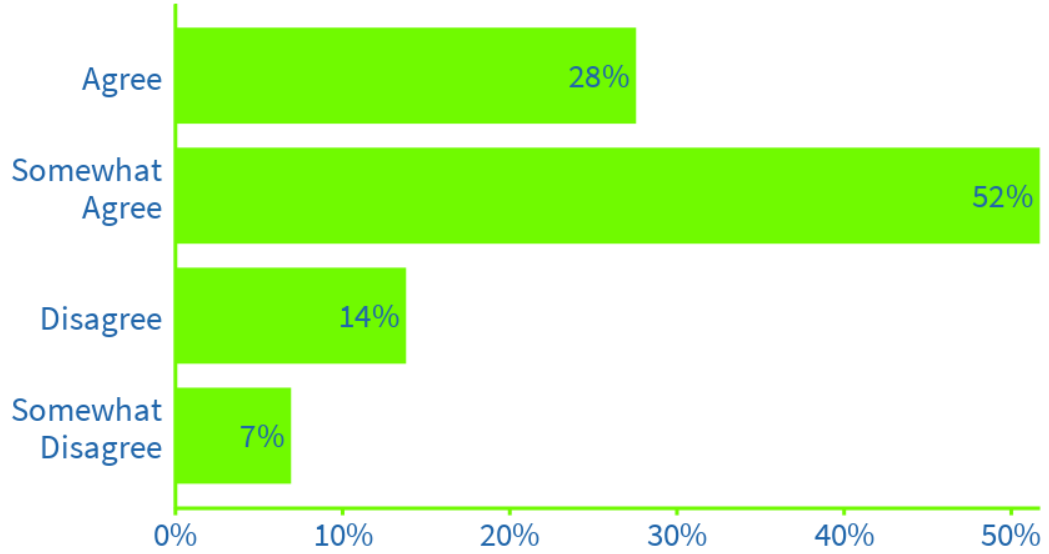
There is a range of housing options (enough choices) in the City:

When poll is active, respond at [PollEv.com/hydro2](https://poll-ev.com/hydro2) Text **HYDRO2** to **22333** once to join



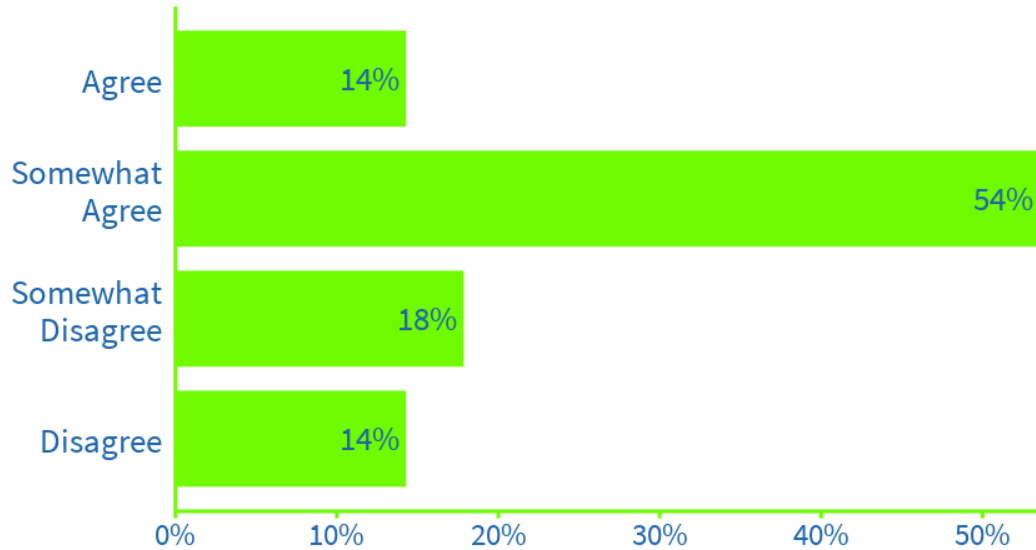
The City should prioritize housing for seniors

When poll is active, respond at [PollEv.com/hydro2](https://poll-ev.com/hydro2) Text **HYDRO2** to **22333** once to join



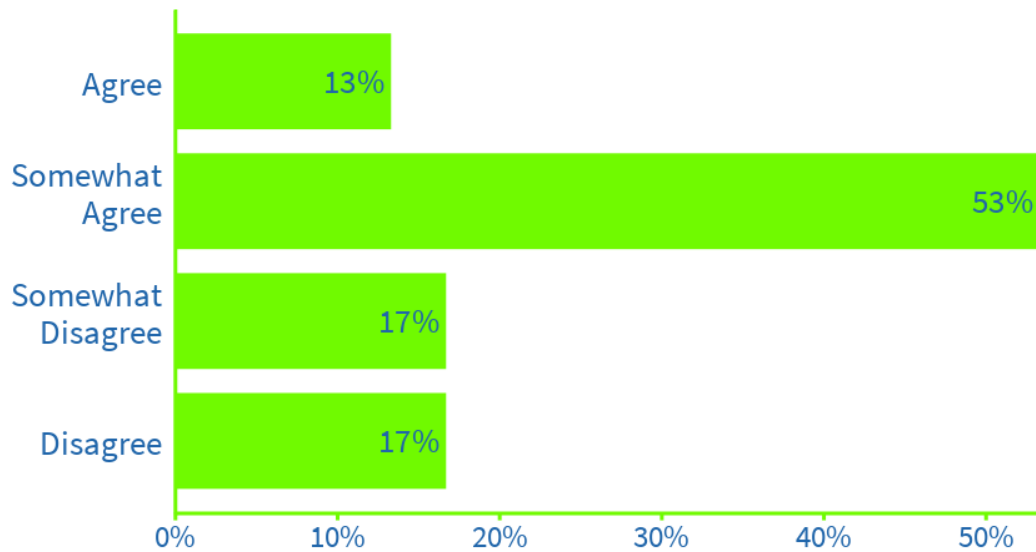
The City should prioritize overcrowding

When poll is active, respond at [PollEv.com/hydro2](https://poll-ev.com/hydro2) Text **HYDRO2** to **22333** once to join



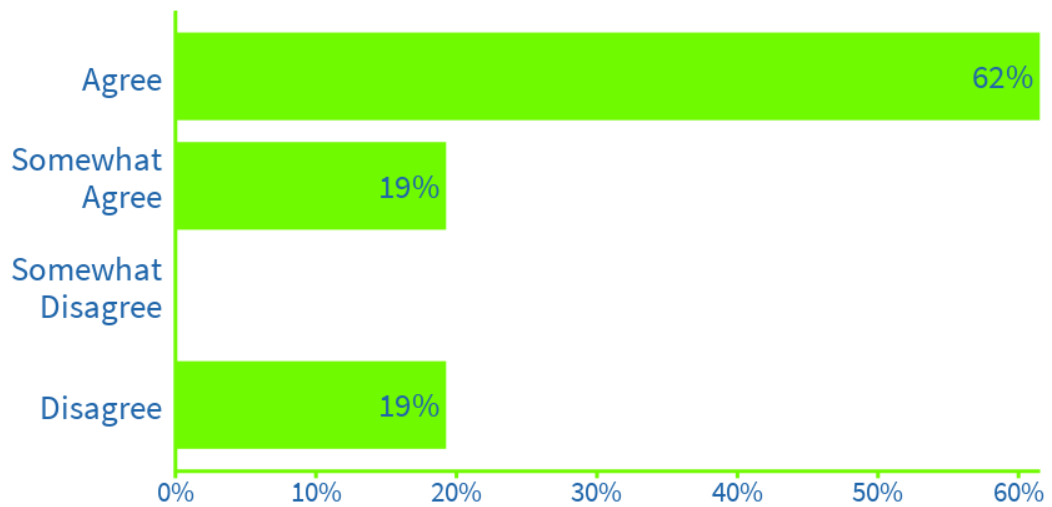
The City should prioritize offering housing for people with special needs

When poll is active, respond at Pollev.com/hydro2 Text **HYDRO2** to **22333** once to join



The City should prioritize home maintenance of existing housing in your community

When poll is active, respond at Pollev.com/hydro2 Text **HYDRO2** to **22333** once to join

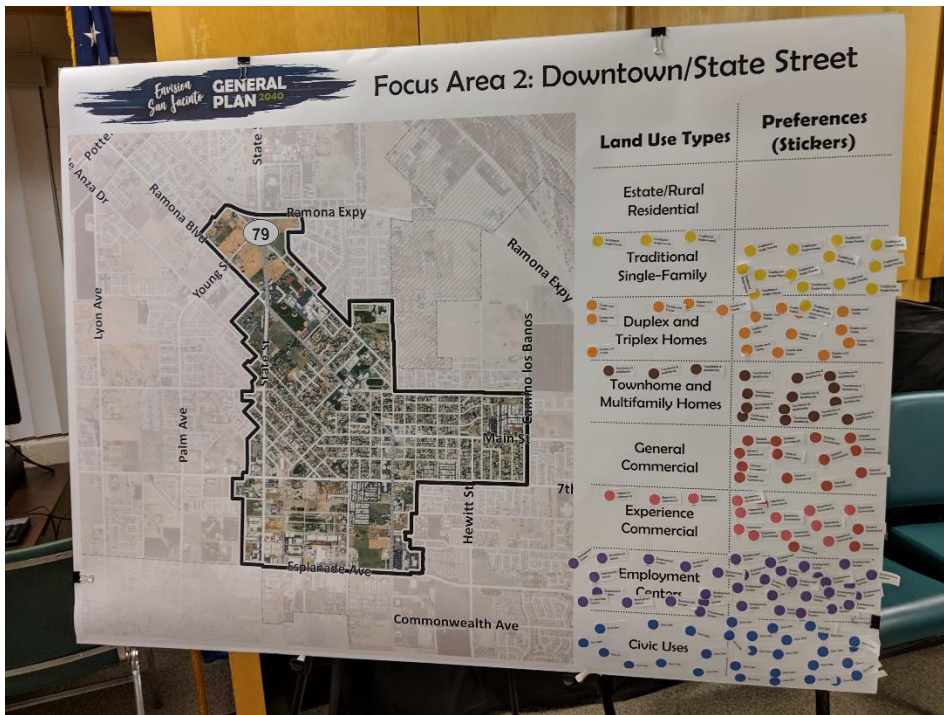
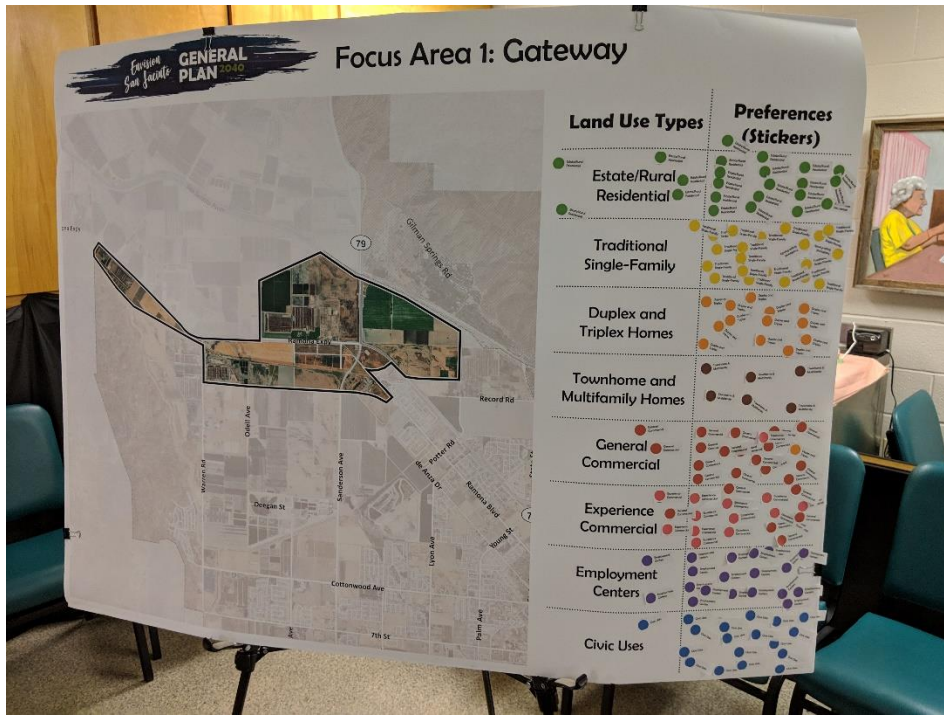


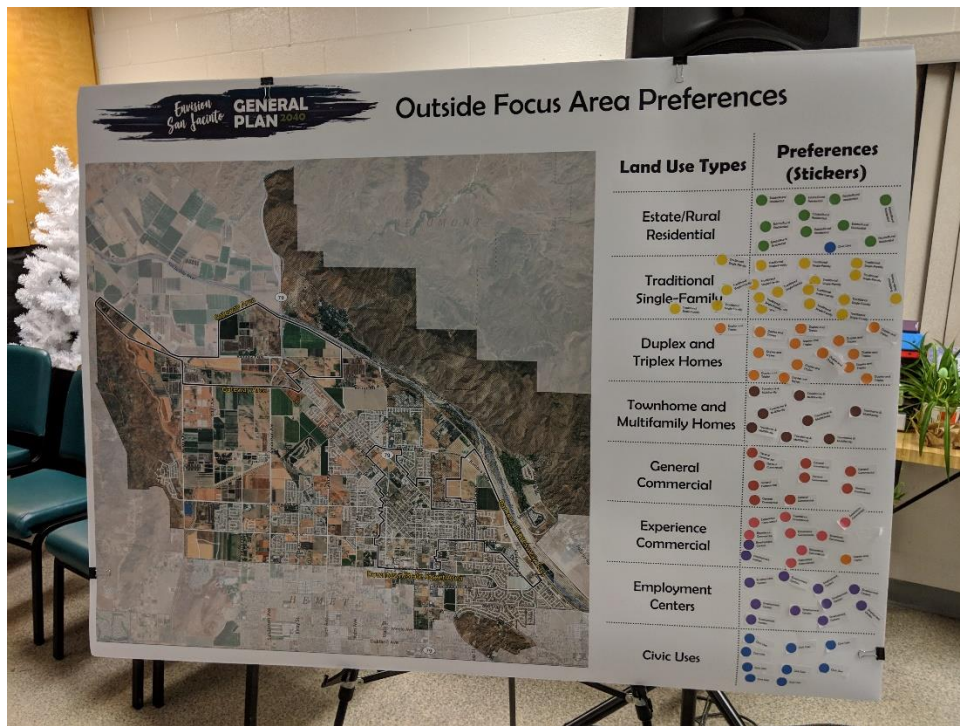
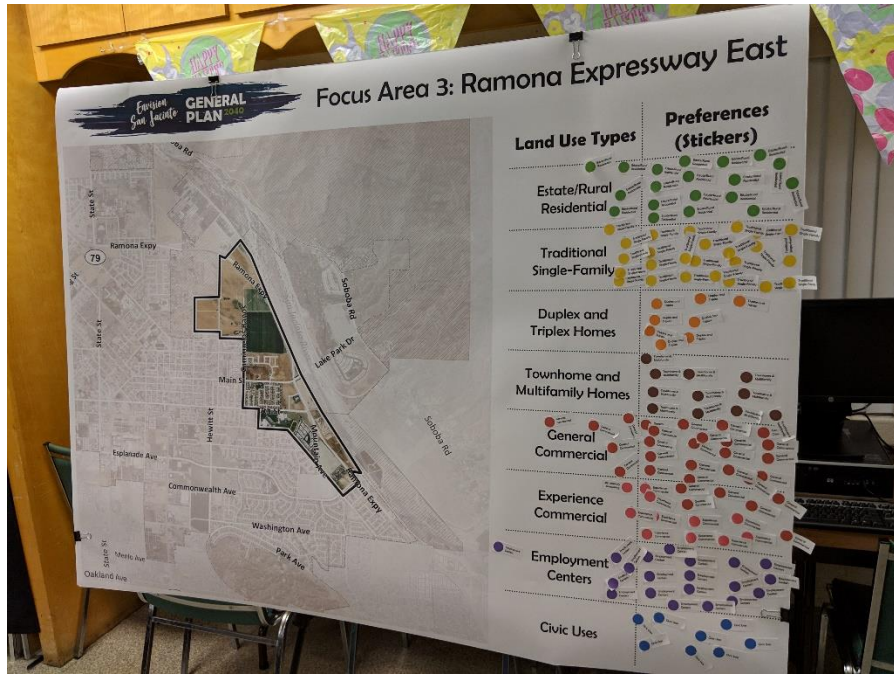
If you were writing a listing for the City of San Jacinto, what's the one word that would get people excited about your community?

📱 When poll is active, respond at Pollev.com/hydro2 📱 Text **HYDRO2** to **22333** once to join



ACTIVITY 2: FOCUS AREAS





ACTIVITY 3: SOLUTIONS

GROUP 1:

Homeless:

- Determine why Homeless *
- Shelters- Legitimate need
- Mental Health Resources *
- Enforcement where needed
- Temporary Housing
-

Code Enforcement:

- Enforcement
 - Fines- abandoned Items (sofas, mattresses)
- Neighborhood Watch/ Citizen Group
 - Consider how they report / what happens then?
- Resale Review- Check Conditions on sale - enforcement before approval

Overcrowding:

- Not allowing more than one family to live in single family
- Properly plan housing
- Properly planning terms and conditions

GROUP 2:

Homeless:

- Augment current solutions:
 - Valley Restart
- Create Center to address Various Issues
 - Drugs
 - Mental health
 - Awareness - how do we advert/find funds
 - Community coming together to help veterans
- Veteran Stand-down
- Command services
- Address common problems
- Address Hyenine

Code Enforcement:

- Consider both Commercial and Residential
- Enforce Code Enforcement
 - Volunteers to help do maintenance
- Knowing the Code
 - Having it available
 - People don't know they are in Violation
- Solvang

- Classes on Lower Maintenance Landscape

Overcrowding:

- Don't control
- Not overcrowded
- Transportation that makes sense
 - More lands, proper streets, ingress and egress
 - This is worse when you have to get somewhere
- Balance of uses, commercial residential ok
- Proper infrastructure

GROUP 3:

Homeless:

- Partner w/ regional partners on solutions
- Immediate plan for local cities
- Wrap around services
- Mental health/drugs assistance
- Riverbed camps
- Code enforcement for homeless
- Participate in point-in-time count
- Job opportunities
- Increasing
- Fix abandoned housing
- Create homeless program
 - Work for city, provide input, get involved
- Help them clean up messes plus their art
- Mental health counseling
- Work programs
- Designated areas where they can go
- Common /communal place to bathe and get services
- Hire more officers
- Increase code enforcement
- Incentives for good home maintenance (rather than gift cards or tickets)
- Check on number of vehicles
- Weeds
- Increase home ownership pride
- More organized cleanup
- Hire the homeless to help cleanup
- Youth work program

Code Enforcement:

- Trash- vacant lots, fast food places, large property
- Accessible free dump
- Cheap repercussions for illegal dumping

- City codes- test if they are clearer to residents
- Grants for improvements
- Help for seniors
- Inspect roofs in senior parks
 - Water damage, black mold

Overcrowding:

- What overcrowding?

GROUP 4:

Homelessness:

- Educate on existing resources
- Outreach to share about resources
- Mental health services
- How San Jacinto connects with the county plan to address homelessness
- Affordable housing
- Services to assist seniors
- Apply for state funding
- Homelessness task force
- What are the resources/ are there shelters?
- Shelters- not enough
- Relationship between shelter and immediate neighborhood
- Mental health and police partnership on the ground

Code Enforcement:

- What is the code?
- outreach /clarification of what is in the code
- Weed abatement in open fields
- Addressing dumping
- Absentee landlords
- Code Enforcement
- Educate /clarify on what the code is
- Pro-active code enforcement
- Holding home and land owners on a round table
- Homeless groups doing clean up
- For vacant properties, realtors need to be accountable
- Info/water bill for renters


COMMENT CARDS:

- Respectfully, City employees could learn to pronounce the name of their City Properly
- I love the weather and the small town feeling. In 2040 atmosphere will have changed and no longer be a small town.
- I want San Jacinto to be Clean, Beautiful, and Safe”
- Over populated & Under Funded (sadly). Our current Roads are in Horrible Shape. Crime will unfortunately increase. State Funds will be Minimal. Rodol Pos will Expand. I love living here, however, over the past 14 years we seem to be headed in the wrong direction. Thank you for this valuable session and opportunity to participate.

Appendix E: Pop-Up Activity Results

San Jacinto Should Prioritize:

Priority	Count
Safety	33
Parks and Open Spaces	23
Economic Growth and Job Creation	17
Biking and Walking	14
Community Health	14
Housing	14
Retail and Entertainment	12
Transportation	10




What I Love About San Jacinto:

Priority	Count
Mountains (4)	4
The parks (4)	4
Concerts (3)	3
Small town (3)	3
Family (2)	2
People (2)	2
Community (2)	2
People helping the homeless (2)	2
Old houses	1
Beautiful landscaping	1
Walmart	1
School	1
ALDIs	1
Lower Taxes	1
The swings at the parks	1
Small community	1
Safe	1
Mountain biking	1
Pine trees on State Street	1
Quiet	1
Old school Halloween nights	1
Gym	1
Nice venues	1
Peaceful	1
Home	1
It's an amazing city, I love the valley	1
Relaxing	1
Love the valley	1
Community oriented	1
Friendly	1
My happy place	1
Sunset	1

In 2040, I envision San Jacinto as:

Priority	Count
Waterpark (4)	4
Safety (2)	2
Tons of fun	1
Transportation	1
Bike Trail	1
No homelessness	1
Low homelessness	1
Public Education	1
Environment	1
#1 city	1
Community oriented	1
Main St.	1
Possible	1
Help animals	1
Streets	1
Thriving	1
Parks	1
Concealed	1
Helping homeless	1
Best place	1
Grandkids	1
Amusement parks	1

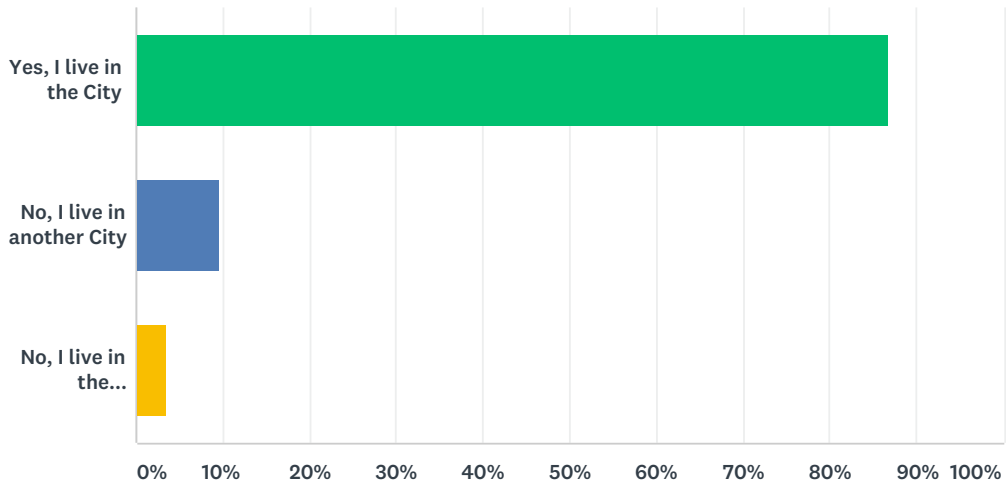
In 2040, I Envision San Jacinto as..



Appendix F: Online Survey Results

Q1 Do you live in San Jacinto?

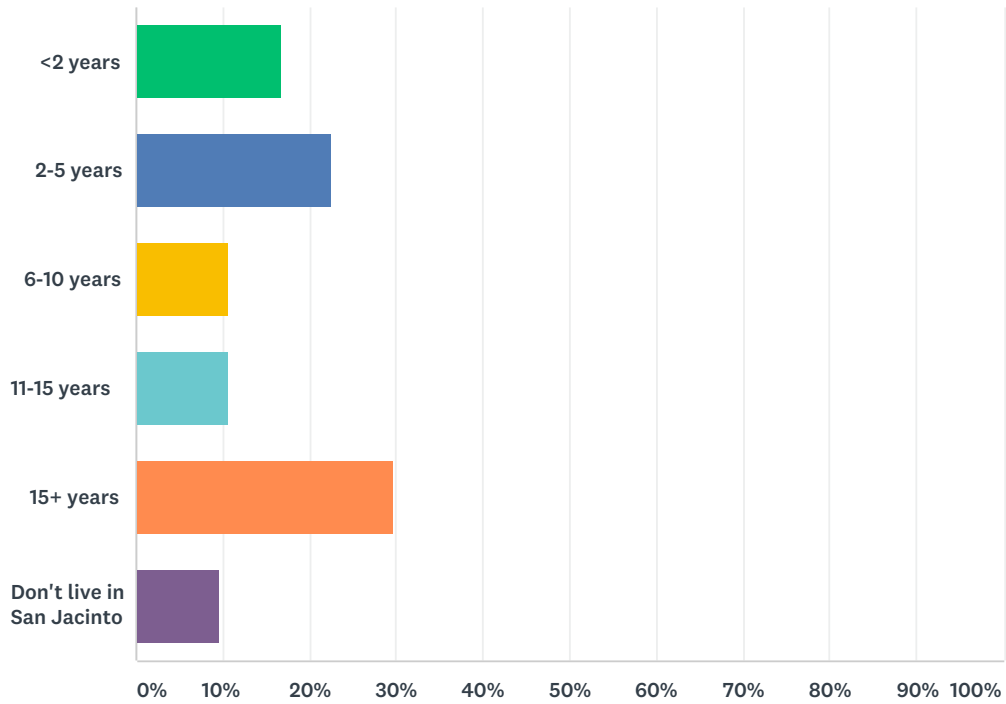
Answered: 84 Skipped: 0



ANSWER CHOICES	RESPONSES	
Yes, I live in the City	86.90%	73
No, I live in another City	9.52%	8
No, I live in the unincorporated area in the vicinity of San Jacinto	3.57%	3
TOTAL		84

Q2 How long have you lived in San Jacinto?

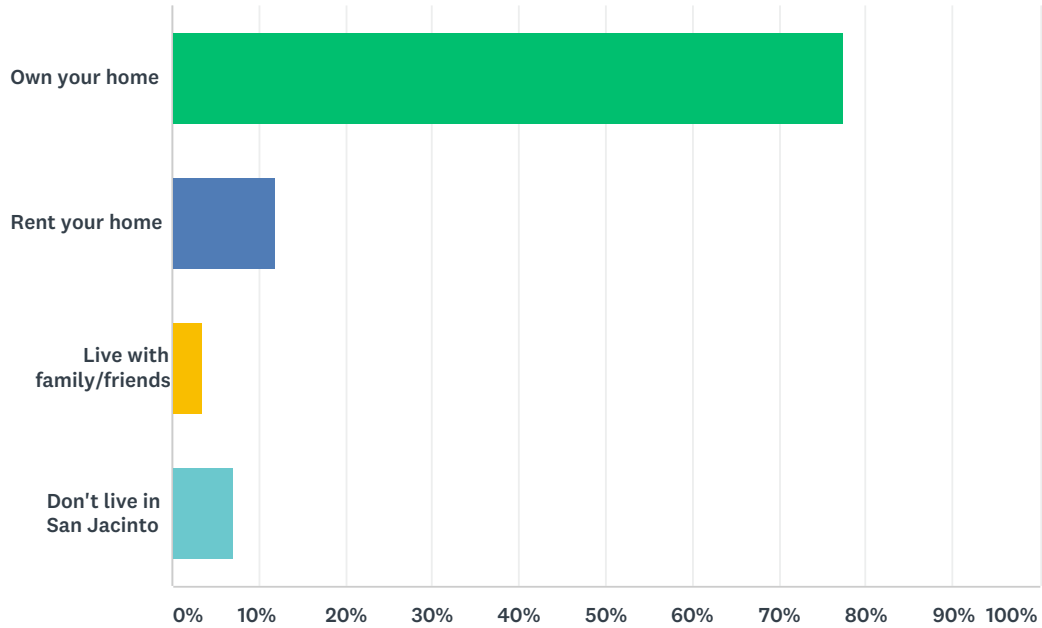
Answered: 84 Skipped: 0



ANSWER CHOICES	RESPONSES	
<2 years	16.67%	14
2-5 years	22.62%	19
6-10 years	10.71%	9
11-15 years	10.71%	9
15+ years	29.76%	25
Don't live in San Jacinto	9.52%	8
TOTAL		84

Q3 Do you:

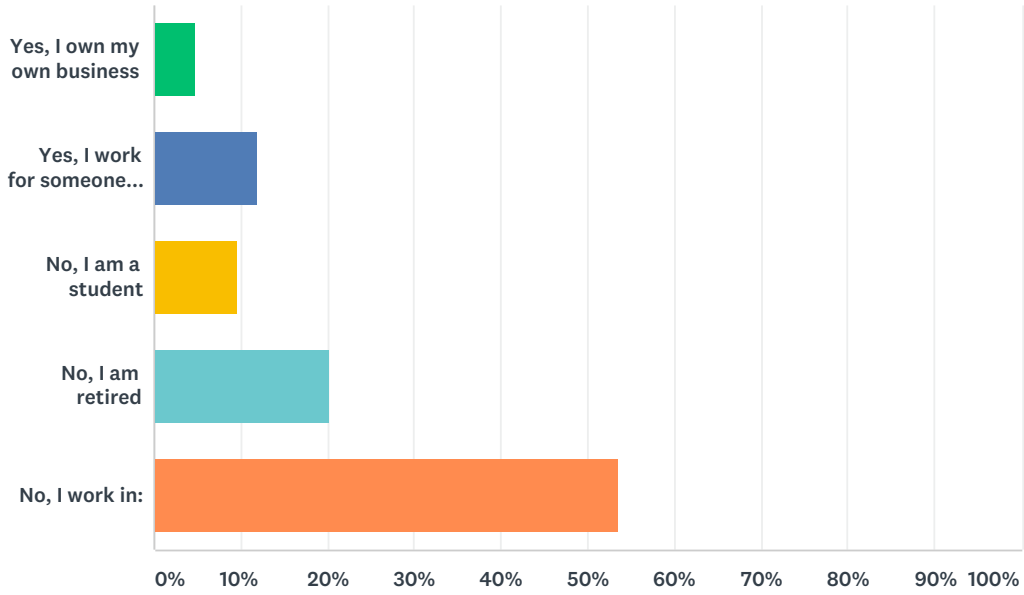
Answered: 84 Skipped: 0



ANSWER CHOICES	RESPONSES	
Own your home	77.38%	65
Rent your home	11.90%	10
Live with family/friends	3.57%	3
Don't live in San Jacinto	7.14%	6
TOTAL		84

Q4 Do you work in San Jacinto?

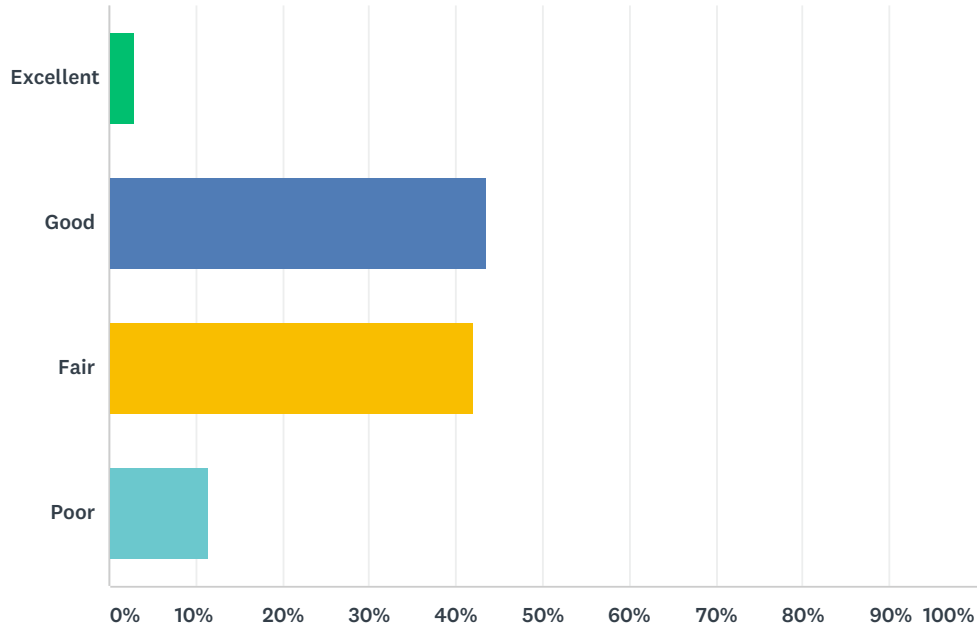
Answered: 84 Skipped: 0



ANSWER CHOICES	RESPONSES	
Yes, I own my own business	4.76%	4
Yes, I work for someone else	11.90%	10
No, I am a student	9.52%	8
No, I am retired	20.24%	17
No, I work in:	53.57%	45
TOTAL		84

Q5 How would you rate the quality of life in San Jacinto?

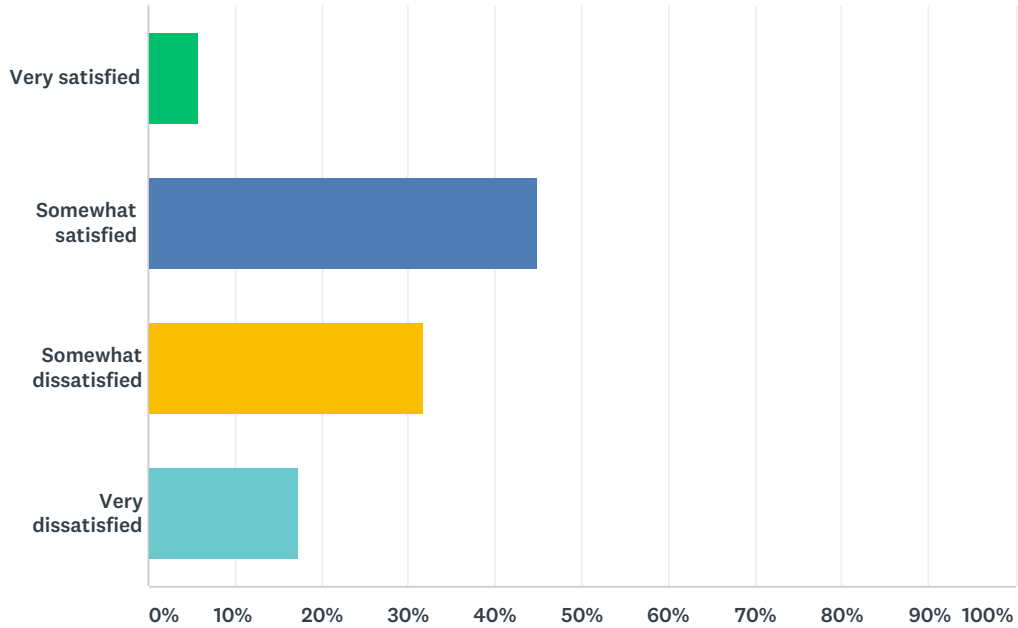
Answered: 69 Skipped: 15



ANSWER CHOICES	RESPONSES	
Excellent	2.90%	2
Good	43.48%	30
Fair	42.03%	29
Poor	11.59%	8
TOTAL		69

Q6 How do you feel about the way San Jacinto has changed over time?

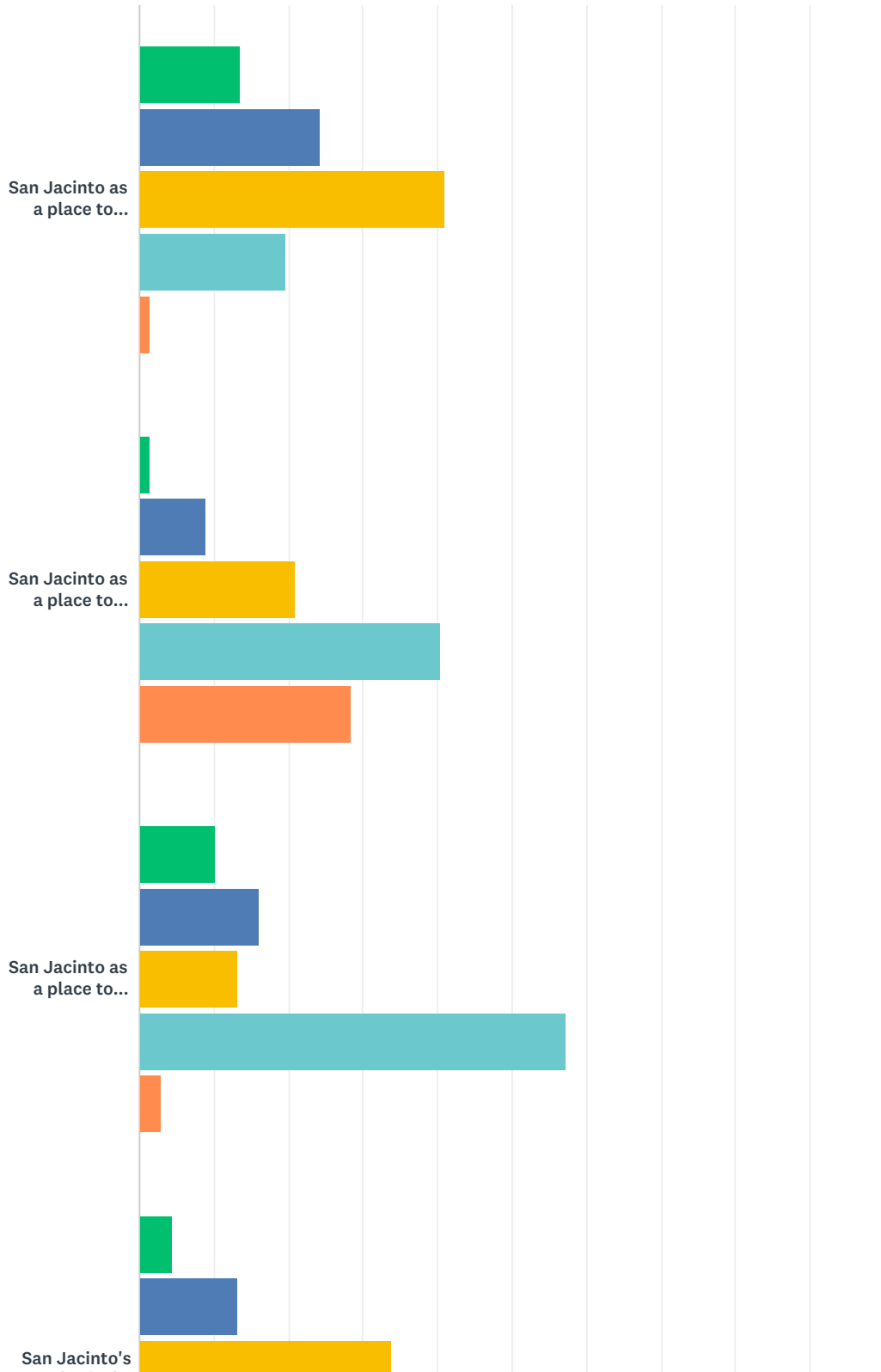
Answered: 69 Skipped: 15



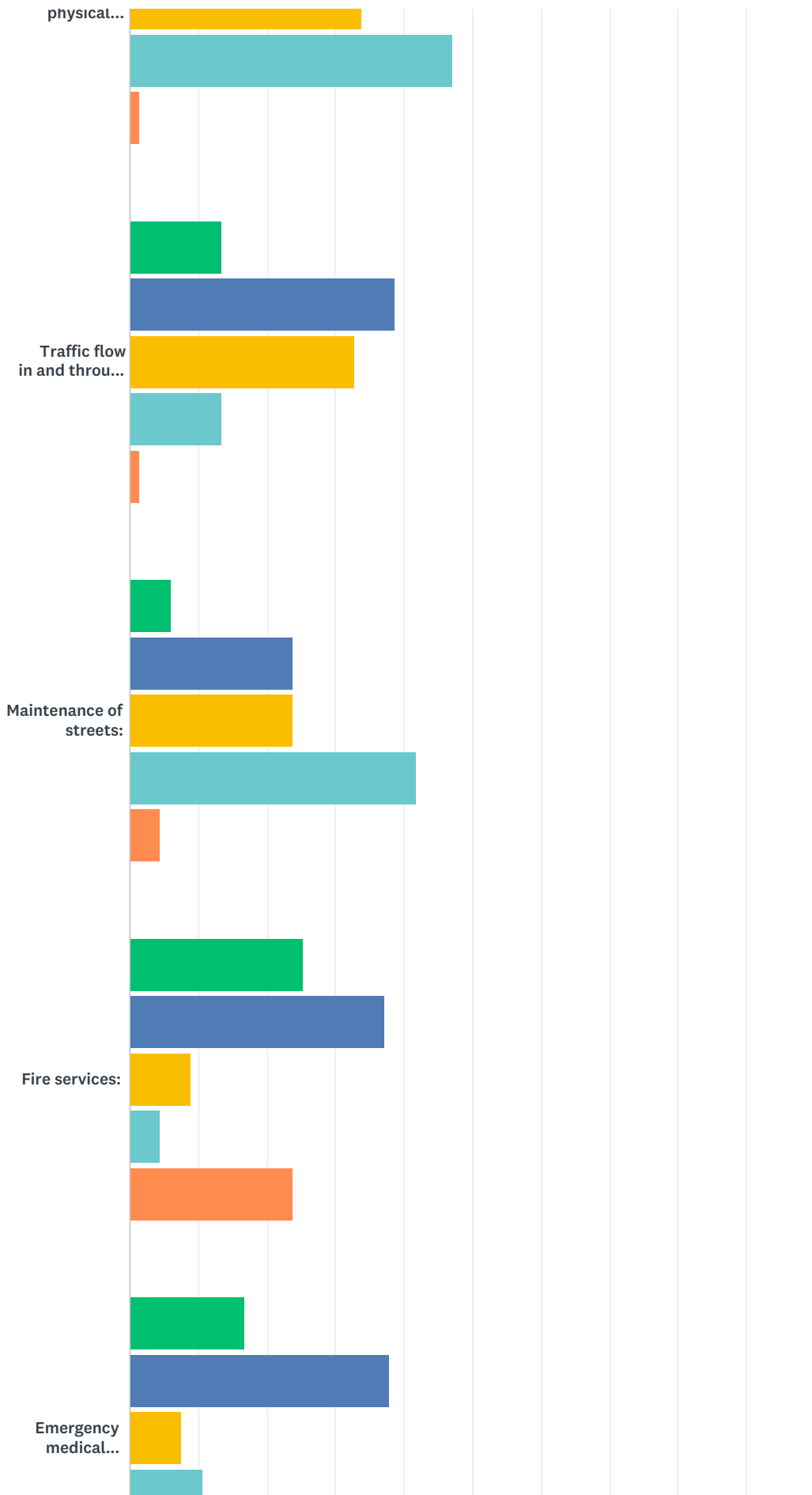
ANSWER CHOICES	RESPONSES
Very satisfied	5.80% 4
Somewhat satisfied	44.93% 31
Somewhat dissatisfied	31.88% 22
Very dissatisfied	17.39% 12
TOTAL	69

Q7 Please rate your level of satisfaction on a scale from 1-5 (1- very satisfied, 2- somewhat satisfied, 3- mixed, 4-somewhat dissatisfied, 5- very dissatisfied, N/A- No Opinion) with the following:

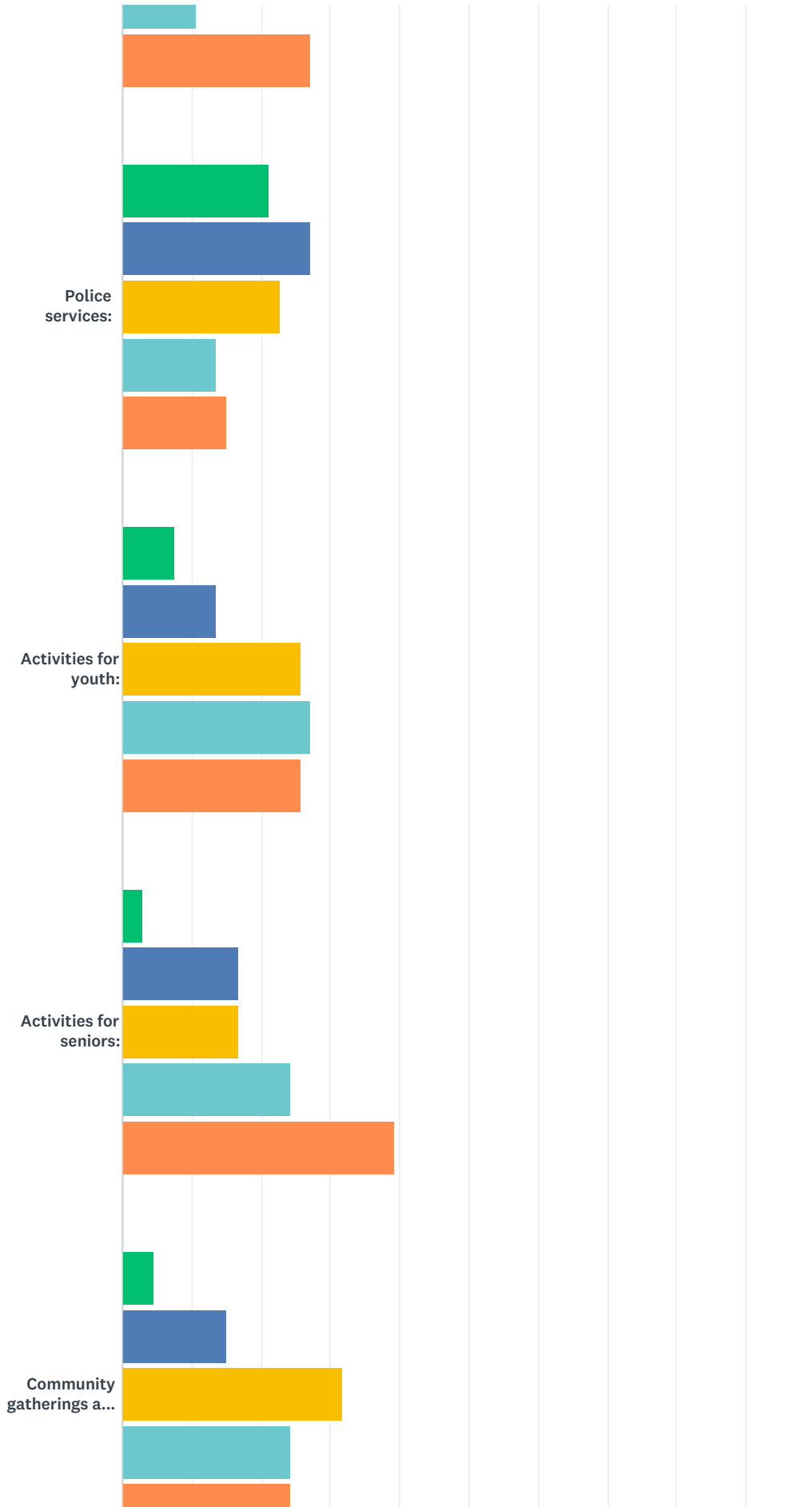
Answered: 68 Skipped: 16



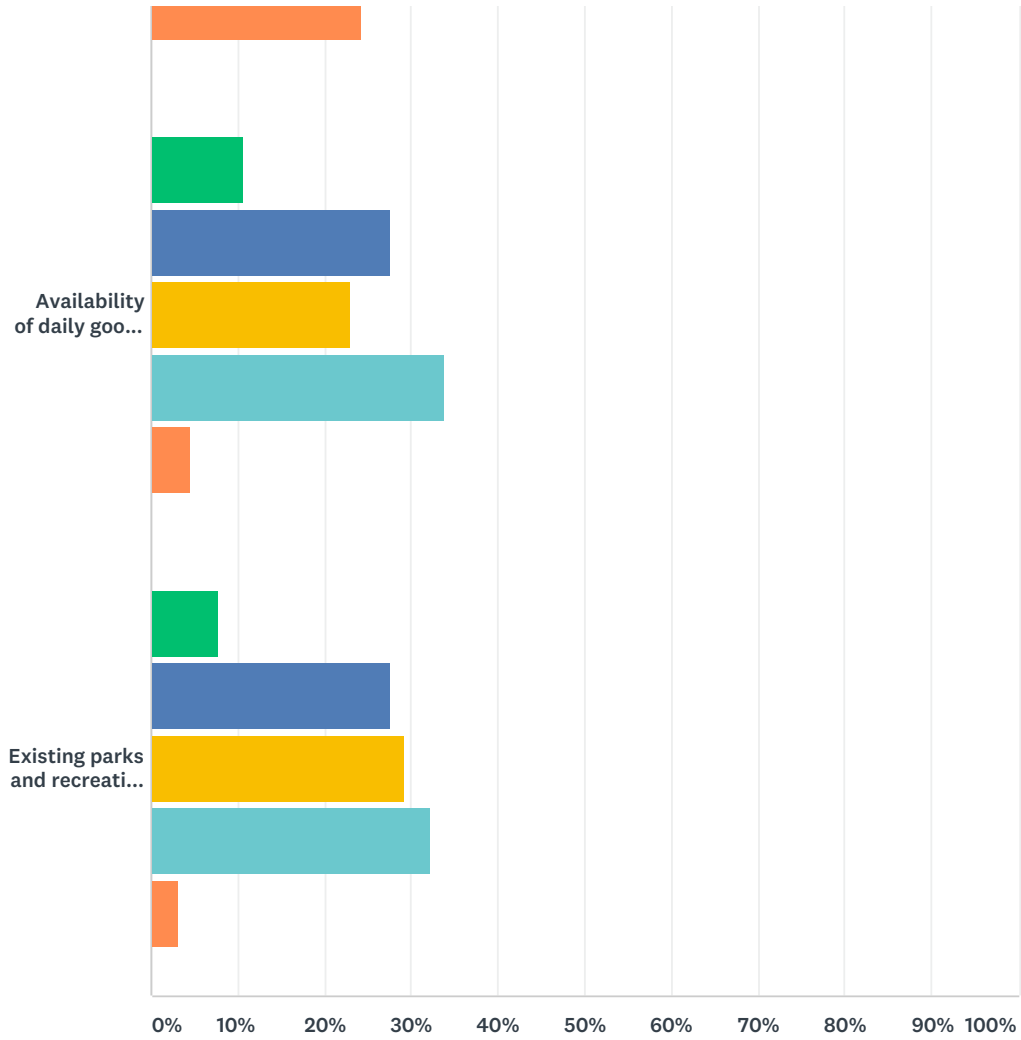
San Jacinto Visioning Survey



San Jacinto Visioning Survey



San Jacinto Visioning Survey



■ 1 - Very Satisfied
 ■ 2 - Somewhat Satisfied
 ■ 3 - Mixed
■ 4 - Somewhat Dissatisfied
 ■ 5 - N/A

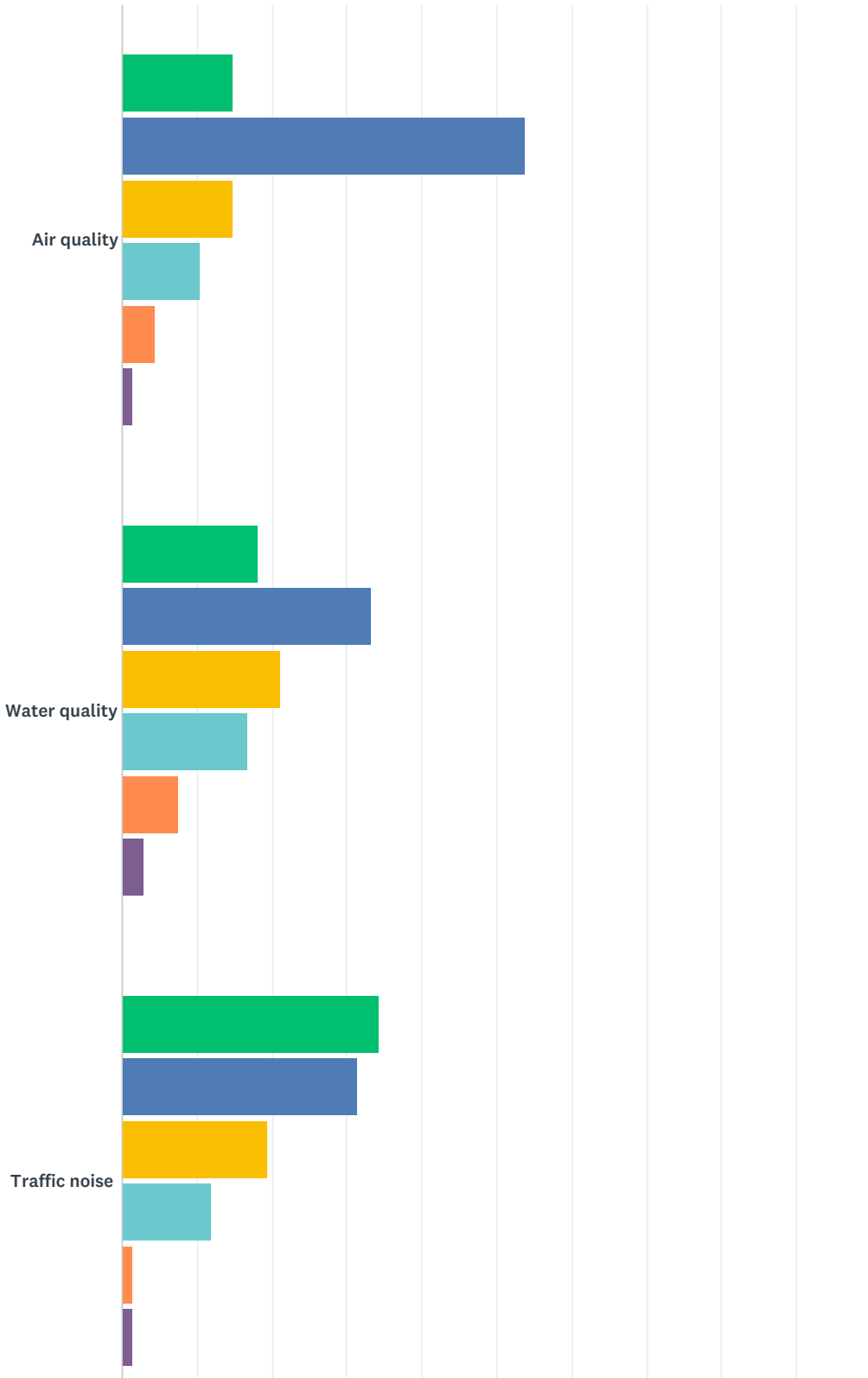
	1 - VERY SATISFIED	2 - SOMEWHAT SATISFIED	3 - MIXED	4 - SOMEWHAT DISSATISFIED	5 - N/A	TOTAL	WEIGHTED AVERAGE
San Jacinto as a place to live:	13.64% 9	24.24% 16	40.91% 27	19.70% 13	1.52% 1	66	2.71
San Jacinto as a place to work:	1.49% 1	8.96% 6	20.90% 14	40.30% 27	28.36% 19	67	3.85
San Jacinto as a place to bring your out-of-town friends to visit:	10.29% 7	16.18% 11	13.24% 9	57.35% 39	2.94% 2	68	3.26
San Jacinto's physical appearance:	4.41% 3	13.24% 9	33.82% 23	47.06% 32	1.47% 1	68	3.28
Traffic flow in and through the City:	13.43% 9	38.81% 26	32.84% 22	13.43% 9	1.49% 1	67	2.51
Maintenance of streets:	5.97% 4	23.88% 16	23.88% 16	41.79% 28	4.48% 3	67	3.15
Fire services:	25.37% 17	37.31% 25	8.96% 6	4.48% 3	23.88% 16	67	2.64

San Jacinto Visioning Survey

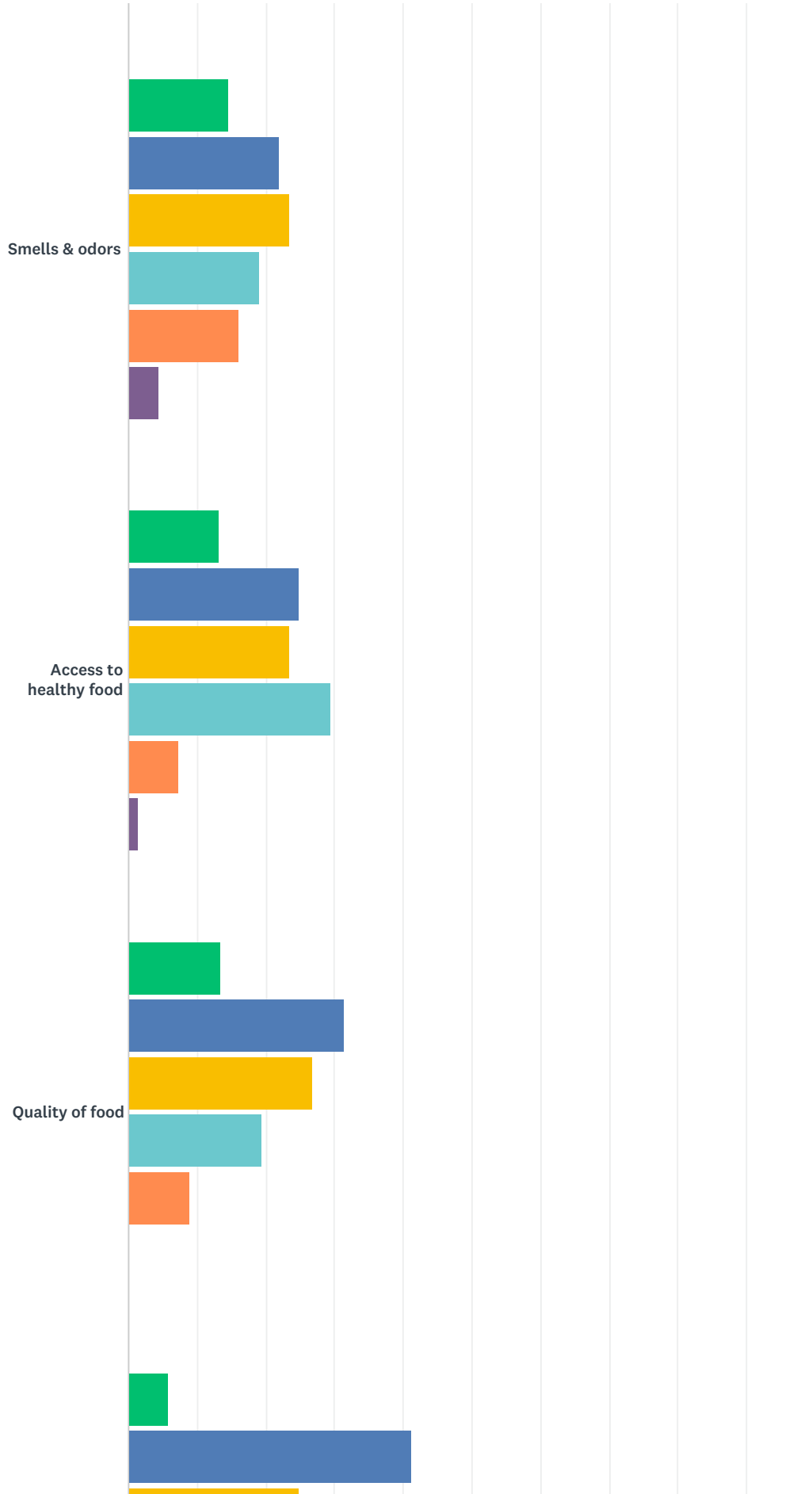
Emergency medical services:	16.67% 11	37.88% 25	7.58% 5	10.61% 7	27.27% 18	66	2.94
Police services:	21.21% 14	27.27% 18	22.73% 15	13.64% 9	15.15% 10	66	2.74
Activities for youth:	7.58% 5	13.64% 9	25.76% 17	27.27% 18	25.76% 17	66	3.50
Activities for seniors:	3.03% 2	16.67% 11	16.67% 11	24.24% 16	39.39% 26	66	3.80
Community gatherings and events:	4.55% 3	15.15% 10	31.82% 21	24.24% 16	24.24% 16	66	3.48
Availability of daily goods and services:	10.77% 7	27.69% 18	23.08% 15	33.85% 22	4.62% 3	65	2.94
Existing parks and recreation facilities:	7.69% 5	27.69% 18	29.23% 19	32.31% 21	3.08% 2	65	2.95

Q8 Rate the health of your community on a scale from 1 to 5 (1- very satisfied, 2- somewhat satisfied, 3- mixed, 4- somewhat dissatisfied, 5- very dissatisfied, N/A- No Opinion) with the following:

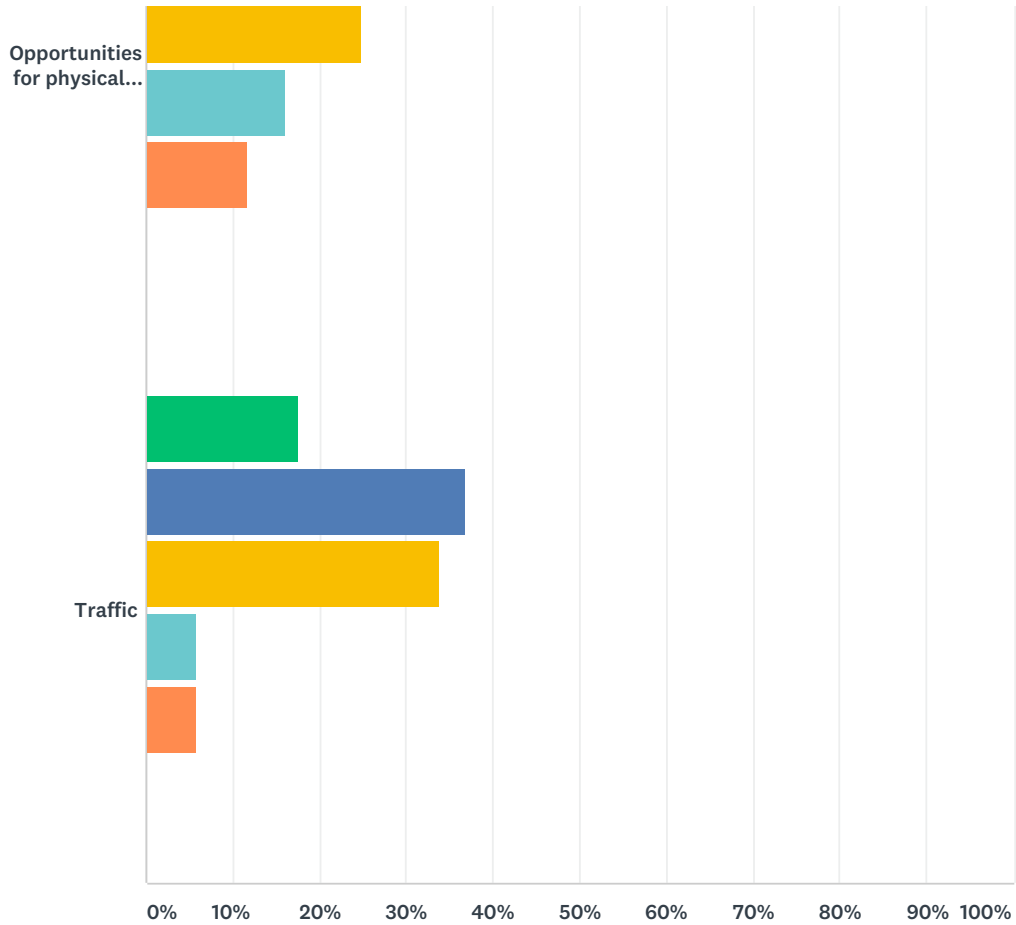
Answered: 68 Skipped: 16



San Jacinto Visioning Survey



San Jacinto Visioning Survey

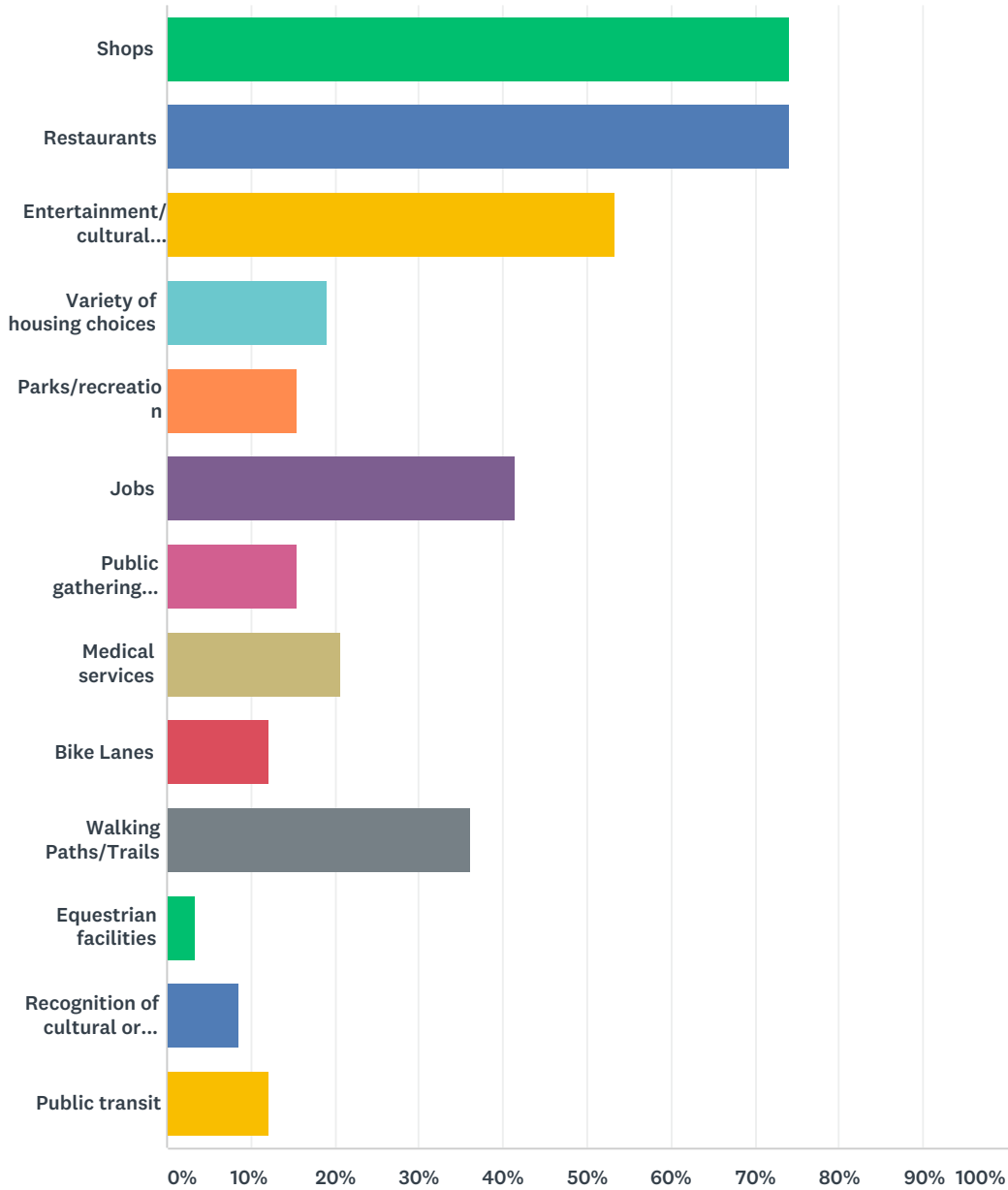


■ Very Satisfied
 ■ Somewhat Satisfied
 ■ Mixed
 ■ Somewhat Dissatisfied
■ Very Dissatisfied
 ■ N/A - No Opinion

	VERY SATISFIED	SOMEWHAT SATISFIED	MIXED	SOMEWHAT DISSATISFIED	VERY DISSATISFIED	N/A - NO OPINION	TOTAL
Air quality	14.93% 10	53.73% 36	14.93% 10	10.45% 7	4.48% 3	1.49% 1	67
Water quality	18.18% 12	33.33% 22	21.21% 14	16.67% 11	7.58% 5	3.03% 2	66
Traffic noise	34.33% 23	31.34% 21	19.40% 13	11.94% 8	1.49% 1	1.49% 1	67
Smells & odors	14.71% 10	22.06% 15	23.53% 16	19.12% 13	16.18% 11	4.41% 3	68
Access to healthy food	13.24% 9	25.00% 17	23.53% 16	29.41% 20	7.35% 5	1.47% 1	68
Quality of food	13.43% 9	31.34% 21	26.87% 18	19.40% 13	8.96% 6	0.00% 0	67
Opportunities for physical activity	5.88% 4	41.18% 28	25.00% 17	16.18% 11	11.76% 8	0.00% 0	68
Traffic	17.65% 12	36.76% 25	33.82% 23	5.88% 4	5.88% 4	0.00% 0	68

Q9 What would you like to see more of in San Jacinto? (Pick up to three)

Answered: 58 Skipped: 26



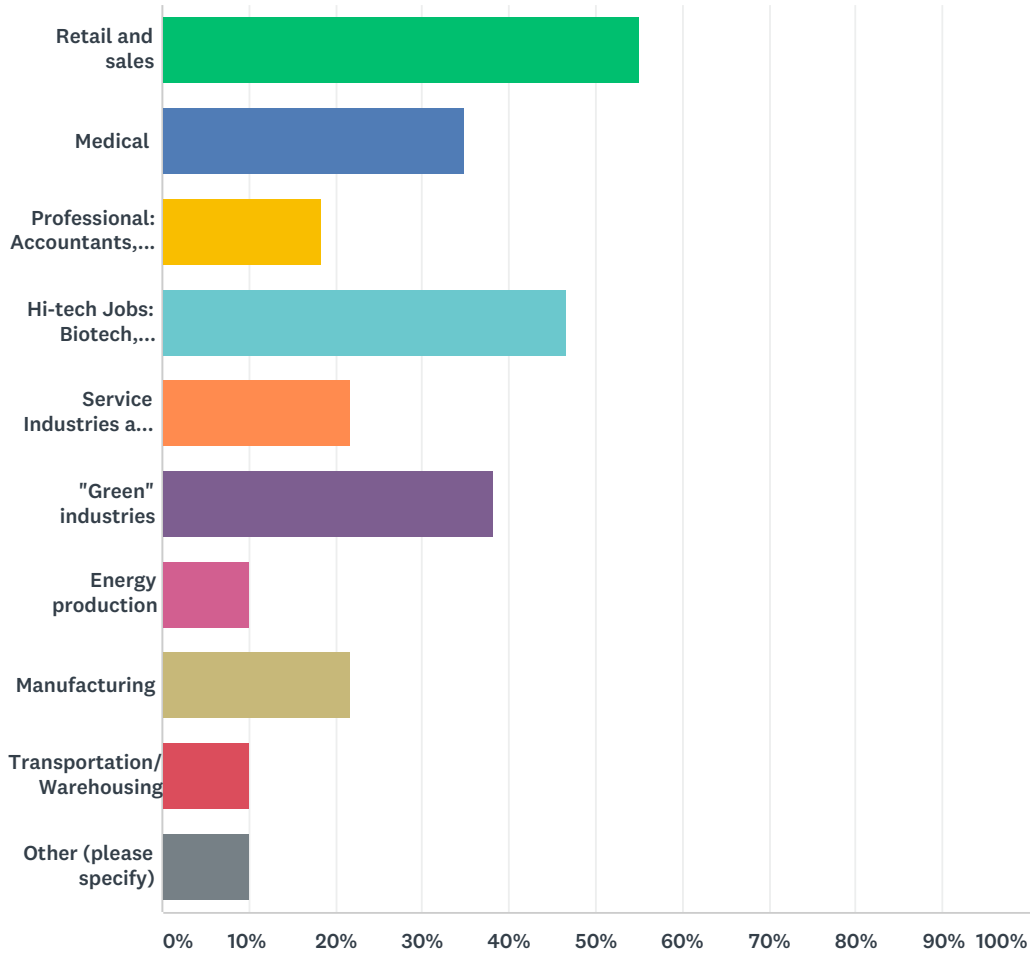
ANSWER CHOICES	RESPONSES	
Shops	74.14%	43
Restaurants	74.14%	43
Entertainment/ cultural facilities	53.45%	31
Variety of housing choices	18.97%	11
Parks/recreation	15.52%	9
Jobs	41.38%	24

San Jacinto Visioning Survey

Public gathering places	15.52%	9
Medical services	20.69%	12
Bike Lanes	12.07%	7
Walking Paths/Trails	36.21%	21
Equestrian facilities	3.45%	2
Recognition of cultural or historic resources	8.62%	5
Public transit	12.07%	7
Total Respondents: 58		

Q10 What types of jobs or industries should San Jacinto try to attract? (Pick up to three)

Answered: 60 Skipped: 24



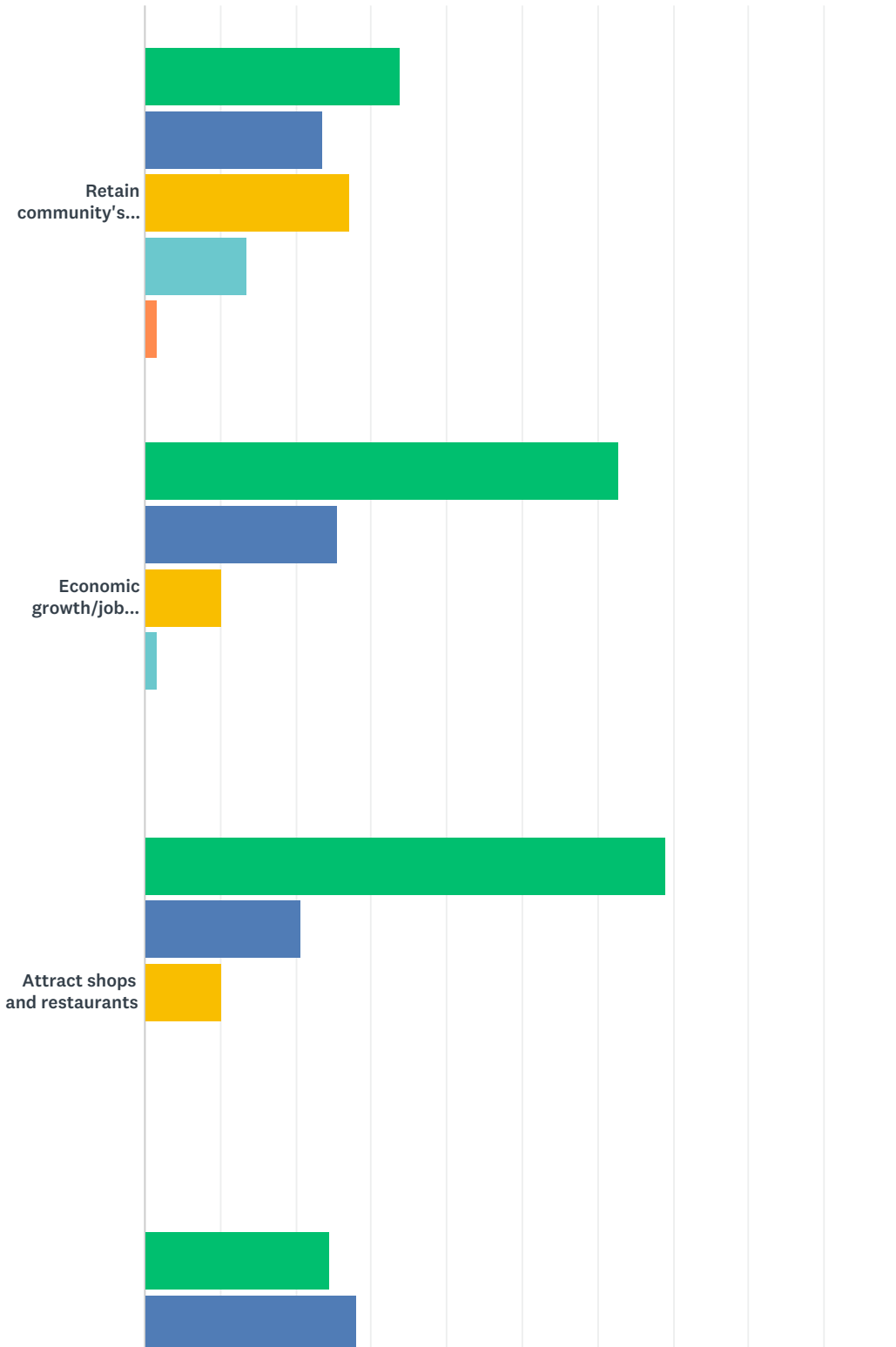
ANSWER CHOICES	RESPONSES	
Retail and sales	55.00%	33
Medical	35.00%	21
Professional: Accountants, Lawyers, etc.	18.33%	11
Hi-tech Jobs: Biotech, Computers, etc.	46.67%	28
Service Industries and Trades- Construction, Electricians, Plumbing, etc.	21.67%	13
"Green" industries	38.33%	23
Energy production	10.00%	6
Manufacturing	21.67%	13
Transportation/Warehousing	10.00%	6
Other (please specify)	10.00%	6

San Jacinto Visioning Survey

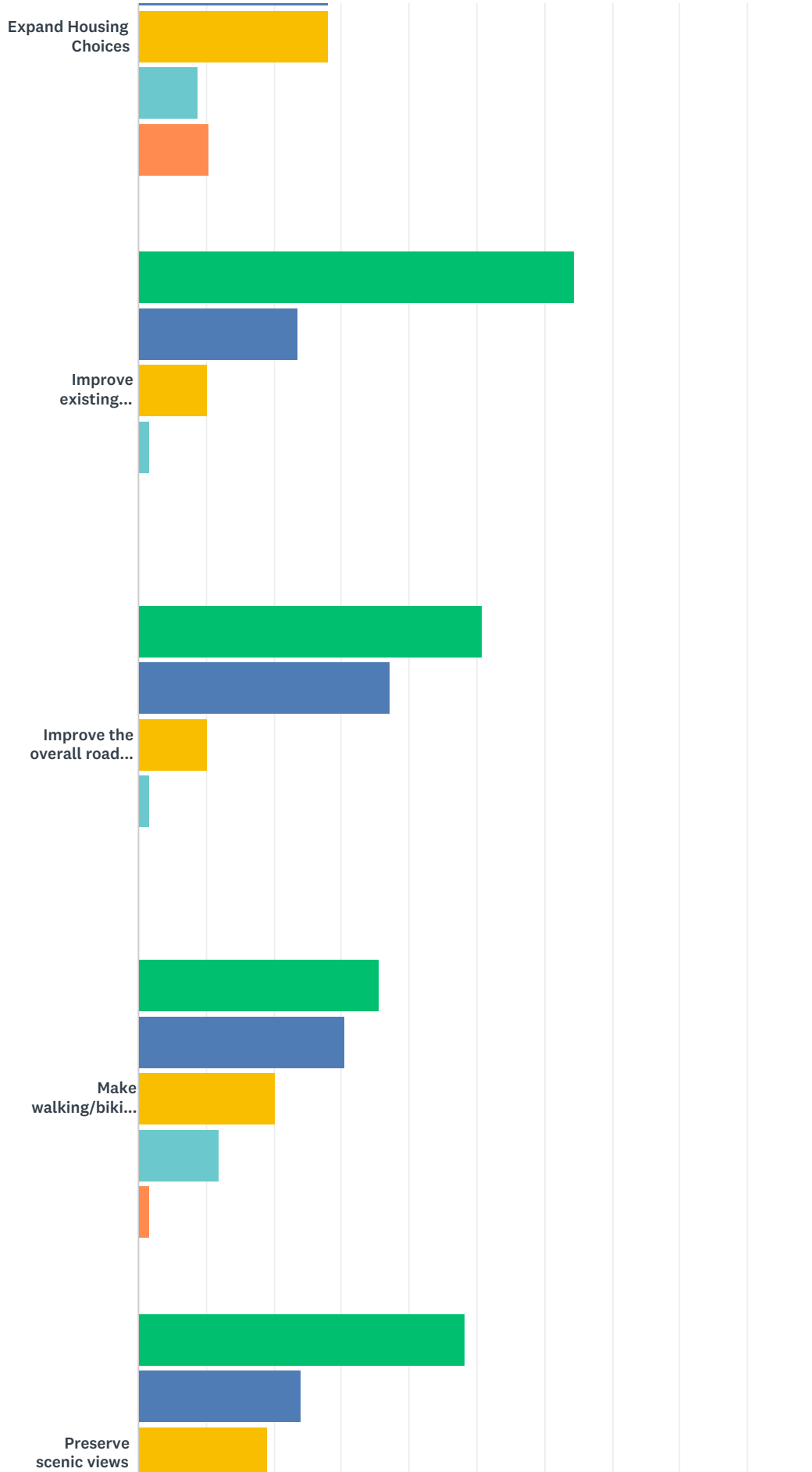
Total Respondents: 60

Q11 Rank the priority of the General Plan addressing the following development-related issues on a scale of 1 to 5. (1 - Very Important, 2 - Important, 3 - Somewhat Important, 4 - Low Importance, and 5 - Not Important)

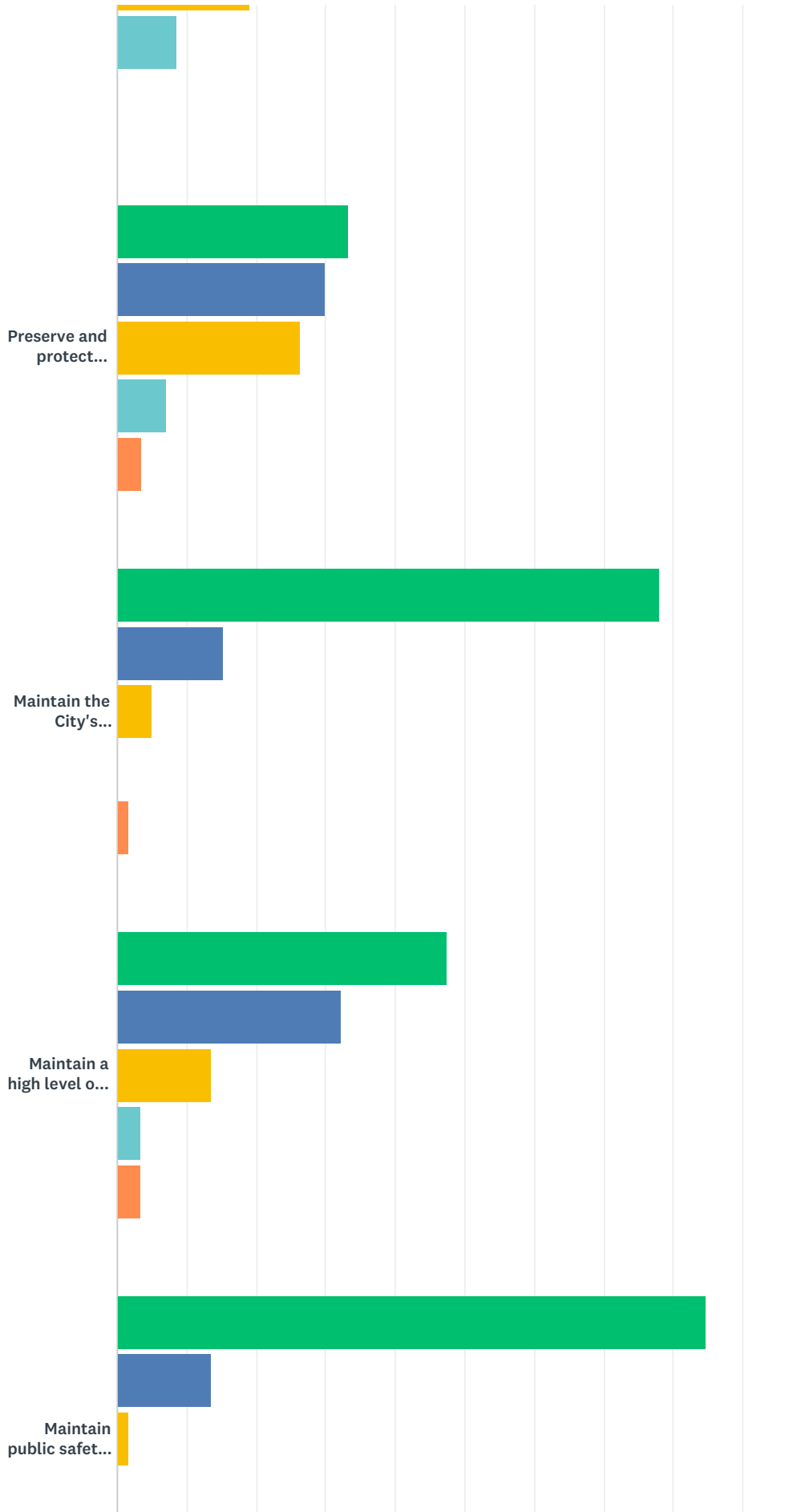
Answered: 60 Skipped: 24



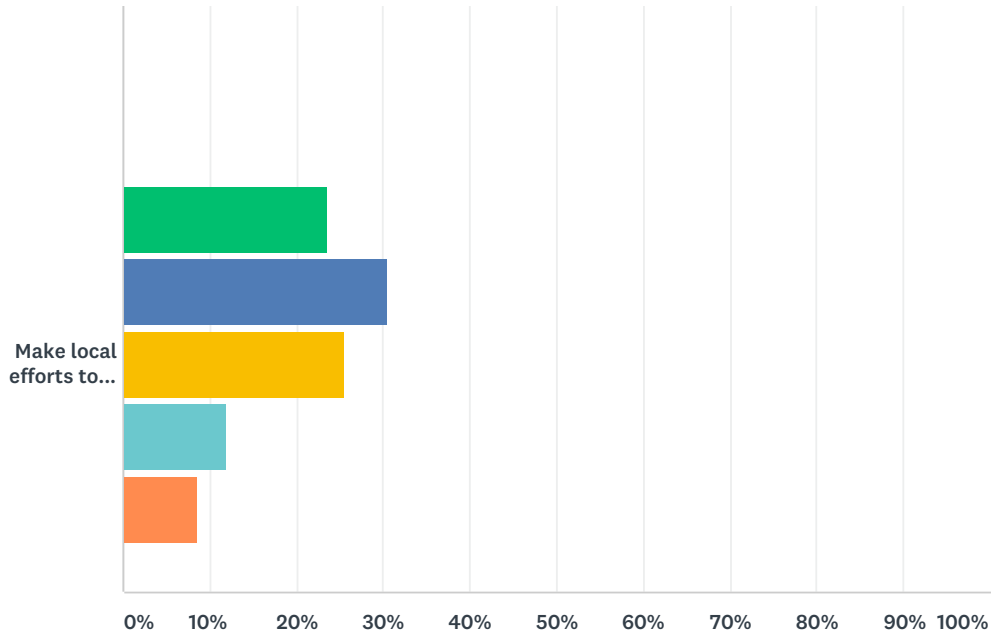
San Jacinto Visioning Survey



San Jacinto Visioning Survey



San Jacinto Visioning Survey



■ 1- Very Important
 ■ 2- Important
 ■ 3- Somewhat Important
■ 4- Low Importance
 ■ 5- Not Important

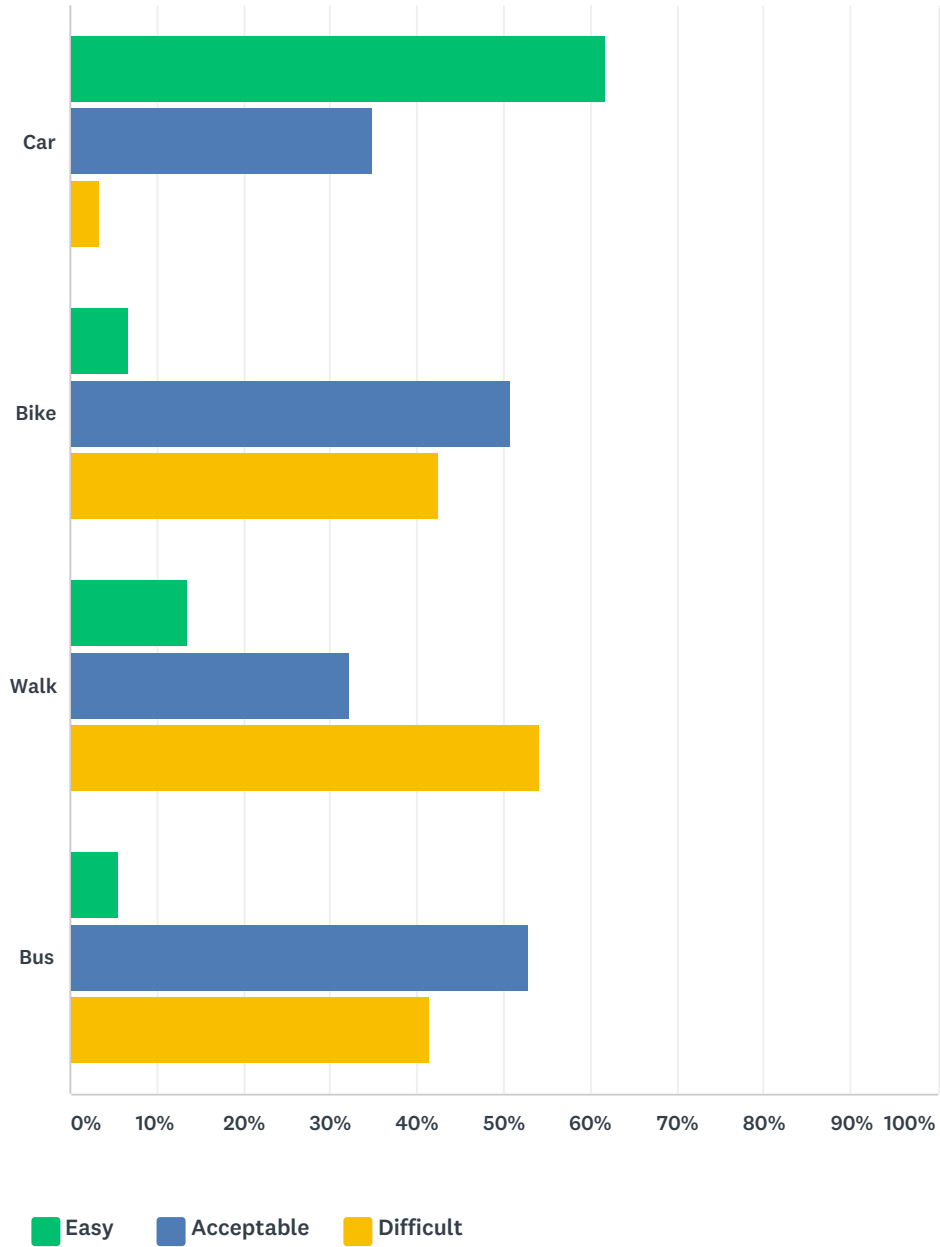
	1- VERY IMPORTANT	2- IMPORTANT	3- SOMEWHAT IMPORTANT	4- LOW IMPORTANCE	5- NOT IMPORTANT	TOTAL	WEIGHTED AVERAGE
Retain community's rural/suburban character	33.90% 20	23.73% 14	27.12% 16	13.56% 8	1.69% 1	59	2.25
Economic growth/job creation	62.71% 37	25.42% 15	10.17% 6	1.69% 1	0.00% 0	59	1.51
Attract shops and restaurants	68.97% 40	20.69% 12	10.34% 6	0.00% 0	0.00% 0	58	1.41
Expand Housing Choices	24.56% 14	28.07% 16	28.07% 16	8.77% 5	10.53% 6	57	2.53
Improve existing housing/neighborhoods	64.41% 38	23.73% 14	10.17% 6	1.69% 1	0.00% 0	59	1.49
Improve the overall road system	50.85% 30	37.29% 22	10.17% 6	1.69% 1	0.00% 0	59	1.63
Make walking/biking around the community easier	35.59% 21	30.51% 18	20.34% 12	11.86% 7	1.69% 1	59	2.14
Preserve scenic views	48.28% 28	24.14% 14	18.97% 11	8.62% 5	0.00% 0	58	1.88
Preserve and protect historical structures, facilities and other locations	33.33% 19	29.82% 17	26.32% 15	7.02% 4	3.51% 2	57	2.18
Maintain the City's financial sustainability	77.97% 46	15.25% 9	5.08% 3	0.00% 0	1.69% 1	59	1.32
Maintain a high level of quality recreation, leisure, and social programs and facilities	47.46% 28	32.20% 19	13.56% 8	3.39% 2	3.39% 2	59	1.83

San Jacinto Visioning Survey

Maintain public safety services	84.75% 50	13.56% 8	1.69% 1	0.00% 0	0.00% 0	59	1.17
Make local efforts to address climate change	23.73% 14	30.51% 18	25.42% 15	11.86% 7	8.47% 5	59	2.51

Q12 How easy is it to move in and around San Jacinto using:

Answered: 60 Skipped: 24



	EASY	ACCEPTABLE	DIFFICULT	TOTAL	WEIGHTED AVERAGE
Car	61.67% 37	35.00% 21	3.33% 2	60	0.00
Bike	6.78% 4	50.85% 30	42.37% 25	59	0.00
Walk	13.56% 8	32.20% 19	54.24% 32	59	0.00
Bus	5.66% 3	52.83% 28	41.51% 22	53	0.00

Q13 Thinking about the future of San Jacinto, what three words or phrases best describe what you would like to see the community of 2040?

Answered: 55 Skipped: 29

ANSWER CHOICES	RESPONSES	
1.	100.00%	55
2.	98.18%	54
3.	96.36%	53

#	1.	DATE
1	Comfortable living	11/3/2019 6:04 PM
2	Clean	10/31/2019 8:30 AM
3	Life	10/25/2019 2:36 PM
4	Clean up the city.	9/30/2019 12:11 PM
5	Gentrification	9/11/2019 12:56 PM
6	Clean up main st	9/9/2019 5:19 AM
7	Jobs	9/6/2019 8:54 PM
8	Growth	7/13/2019 8:55 AM
9	Shopping	6/26/2019 7:14 AM
10	MODERN	6/17/2019 4:34 PM
11	A higher standard of living. Prideful	5/22/2019 9:46 PM
12	New Administration	5/22/2019 2:55 PM
13	Culture	5/20/2019 11:40 AM
14	LESS HOMELESS PEOPLE	5/10/2019 11:05 AM
15	Safe community	4/26/2019 10:46 PM
16	Safer	4/9/2019 2:53 PM
17	Welcoming	4/3/2019 8:13 PM
18	Clean up main st	4/2/2019 11:58 AM
19	nicer restaurants that actually stay in our city OLIVE GARDEN!	4/1/2019 10:32 PM
20	Accommodating to all income levels	3/29/2019 6:41 PM
21	Higher job creations	3/29/2019 11:21 AM
22	Less crime more safety less homeless	3/29/2019 7:40 AM
23	prospering	3/29/2019 7:07 AM
24	address homless issues	3/29/2019 6:03 AM
25	picturesque	3/29/2019 4:20 AM
26	New construction	3/28/2019 9:22 PM
27	Better smelling	3/28/2019 9:12 PM
28	Safe	3/27/2019 12:13 PM

San Jacinto Visioning Survey

29	no homeless	3/25/2019 2:54 PM
30	Attract businesses	3/20/2019 12:51 PM
31	Economic Growth	3/19/2019 3:14 PM
32	Roads, entertainment, upkeep of our parks and roads	3/15/2019 8:14 PM
33	Clean up and improve existing infrastructure	3/12/2019 8:05 PM
34	Free of homeless/drugs/halfway houses	3/10/2019 12:22 PM
35	Transportation	3/9/2019 5:45 PM
36	Lower crime	3/8/2019 6:47 PM
37	Safety in general	3/8/2019 11:14 AM
38	Open space.	3/5/2019 12:50 PM
39	Make San Jacinto Great Again	2/28/2019 9:19 AM
40	Many shops and restaurants	2/26/2019 9:17 PM
41	Great place to live	2/26/2019 2:38 PM
42	Jobs	2/24/2019 8:06 PM
43	atrack bussiness	2/22/2019 12:42 PM
44	Shops	2/22/2019 12:15 PM
45	More retail on west side	2/22/2019 6:28 AM
46	Safe Enviroment from Gangs!	2/22/2019 6:14 AM
47	Growth	2/21/2019 9:52 PM
48	A friendly, vibrant, family oriented community	2/21/2019 9:29 PM
49	Historically preserved	2/21/2019 5:33 PM
50	Gentrify	2/21/2019 2:56 PM
51	Lower taxes	2/20/2019 12:08 PM
52	Accessible	2/18/2019 5:26 PM
53	Modern amenities.	2/18/2019 1:58 PM
54	Electric trolley	2/16/2019 3:54 PM
55	Outlets	2/16/2019 8:46 AM
#	2.	DATE
1	Reasonably affordable	11/3/2019 6:04 PM
2	Safe	10/31/2019 8:30 AM
3	Housing Choices	9/30/2019 12:11 PM
4	Cleanliness	9/11/2019 12:56 PM
5	Build more shops	9/9/2019 5:19 AM
6	Economy	9/6/2019 8:54 PM
7	Clean-up	7/13/2019 8:55 AM
8	Restaurants	6/26/2019 7:14 AM
9	BUM FREE	6/17/2019 4:34 PM
10	Safe	5/22/2019 9:46 PM
11	Make pot illegal The police have enough to do	5/22/2019 2:55 PM
12	Green	5/20/2019 11:40 AM
13	A VEGAN RESTAURANT	5/10/2019 11:05 AM

San Jacinto Visioning Survey

14	Economic growth	4/26/2019 10:46 PM
15	More Family Oriented	4/9/2019 2:53 PM
16	Friendly	4/3/2019 8:13 PM
17	Build more shops	4/2/2019 11:58 AM
18	Housing and secure services for homeless	4/1/2019 10:32 PM
19	Sustainable and affordable housing	3/29/2019 6:41 PM
20	update flow of traffic	3/29/2019 11:21 AM
21	More jobs less government dependence and section8	3/29/2019 7:40 AM
22	family-friendly	3/29/2019 7:07 AM
23	clean	3/29/2019 6:03 AM
24	uncongested	3/29/2019 4:20 AM
25	Good schools	3/28/2019 9:22 PM
26	Better drainage of roads	3/28/2019 9:12 PM
27	Affordable	3/27/2019 12:13 PM
28	clean streets	3/25/2019 2:54 PM
29	Build for young families	3/20/2019 12:51 PM
30	Fiscal Strength	3/19/2019 3:14 PM
31	Restaurants and shops,	3/15/2019 8:14 PM
32	Make this city safe and attract people to live here	3/12/2019 8:05 PM
33	Sprinkler parks w/ more shade	3/10/2019 12:22 PM
34	More trails	3/9/2019 5:45 PM
35	Healthier restaurants	3/8/2019 6:47 PM
36	Less homeless and drugs	3/8/2019 11:14 AM
37	Less blight.	3/5/2019 12:50 PM
38	Yes We Can	2/28/2019 9:19 AM
39	Maintained schools	2/26/2019 9:17 PM
40	full of opportunity	2/26/2019 2:38 PM
41	Comercial office spaces	2/24/2019 8:06 PM
42	revenue	2/22/2019 12:42 PM
43	Restaurant	2/22/2019 12:15 PM
44	Things to do on west side	2/22/2019 6:28 AM
45	No drug usage in visable site! Homeless population in one place.	2/22/2019 6:14 AM
46	No more old deserted houses	2/21/2019 9:52 PM
47	Caring and compassionate public services	2/21/2019 9:29 PM
48	Culturally relevant	2/21/2019 5:33 PM
49	Critical solutions to crime/homeless - More police presence	2/21/2019 2:56 PM
50	Economic growth	2/20/2019 12:08 PM
51	Safe	2/18/2019 5:26 PM
52	Aesthetically pleasing city environment.	2/18/2019 1:58 PM
53	Bike lanes	2/16/2019 3:54 PM
54	Eateries	2/16/2019 8:46 AM

San Jacinto Visioning Survey

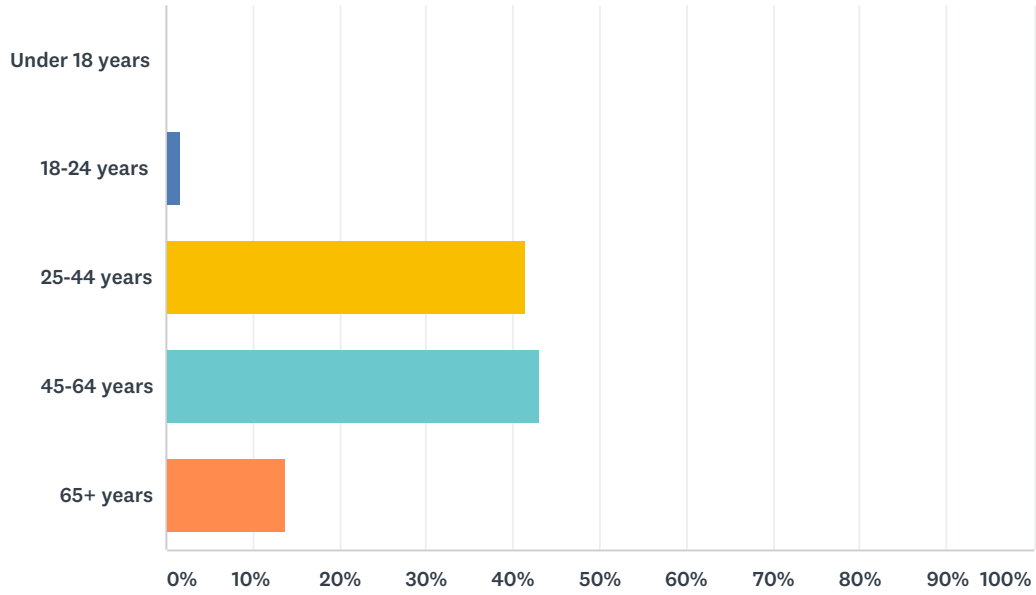
#	3.	DATE
1	Reasonably balanced in make up of population	11/3/2019 6:04 PM
2	Good Schools (attracts good residents)	10/31/2019 8:30 AM
3	Commercial Developments	9/30/2019 12:11 PM
4	Lower crime/ refuse early release inmates	9/11/2019 12:56 PM
5	More police patrol	9/9/2019 5:19 AM
6	Tourism	9/6/2019 8:54 PM
7	Entertaining	7/13/2019 8:55 AM
8	Entertainment	6/26/2019 7:14 AM
9	CLEAN	6/17/2019 4:34 PM
10	NO Longer a "55+" communities or unsafe drivers.	5/22/2019 9:46 PM
11	Get the gangs out they cause problems. Give the kids back their city pool	5/22/2019 2:55 PM
12	Recreation	5/20/2019 11:40 AM
13	MORE BIG BOX BUSINESSES	5/10/2019 11:05 AM
14	Home value to grow	4/26/2019 10:46 PM
15	Sense of Community	4/9/2019 2:53 PM
16	Rural	4/3/2019 8:13 PM
17	More police patrol	4/2/2019 11:58 AM
18	Attraction and stable businesses for all of the empty commercial properties	4/1/2019 10:32 PM
19	Diverse opportunities for employment	3/29/2019 6:41 PM
20	Updated buildings so it looks like the city actually cares instead of rundown buildings	3/29/2019 7:40 AM
21	active	3/29/2019 7:07 AM
22	affordable	3/29/2019 6:03 AM
23	upscale	3/29/2019 4:20 AM
24	Entertainment	3/28/2019 9:22 PM
25	More shops	3/28/2019 9:12 PM
26	Supportive Community	3/27/2019 12:13 PM
27	public transportation	3/25/2019 2:54 PM
28	Partner with Hemet	3/20/2019 12:51 PM
29	Safe	3/19/2019 3:14 PM
30	Walking paths	3/15/2019 8:14 PM
31	Preserve the scenic view while bringing jobs to SJ	3/12/2019 8:05 PM
32	FREE OF FLIES	3/10/2019 12:22 PM
33	Energy efficient home	3/9/2019 5:45 PM
34	Professional job opportunities	3/8/2019 6:47 PM
35	Have property owners take care of cleaning graffiti	3/8/2019 11:14 AM
36	Less crime	3/5/2019 12:50 PM
37	A horse is a horse, of course, of course.	2/28/2019 9:19 AM
38	No homeless people	2/26/2019 9:17 PM
39	growth	2/26/2019 2:38 PM
40	Construction jobs	2/24/2019 8:06 PM

San Jacinto Visioning Survey

41	jobs	2/22/2019 12:42 PM
42	Better roads	2/22/2019 12:15 PM
43	Parks and recreation on west side	2/22/2019 6:28 AM
44	Safety in going out at night!	2/22/2019 6:14 AM
45	Fill up the empty plots of land with something cool!	2/21/2019 9:52 PM
46	We support diversity and welcome community involvement in volunteer activities	2/21/2019 9:29 PM
47	Farm to table	2/21/2019 5:33 PM
48	Focus on Education and our schools	2/21/2019 2:56 PM
49	Strong city leadership	2/20/2019 12:08 PM
50	Calm	2/18/2019 5:26 PM
51	Rancho San Jacinto-rebranded for the future/image change.	2/18/2019 1:58 PM
52	Housing	2/16/2019 3:54 PM
53	Jobs Amazon	2/16/2019 8:46 AM

Q14 Your age group is:

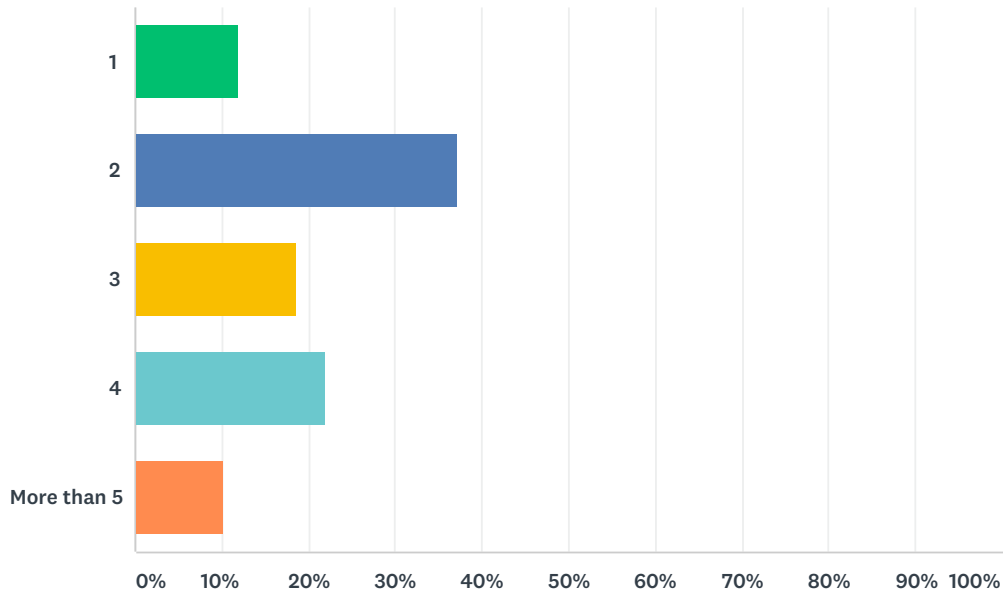
Answered: 58 Skipped: 26



ANSWER CHOICES	RESPONSES	
Under 18 years	0.00%	0
18-24 years	1.72%	1
25-44 years	41.38%	24
45-64 years	43.10%	25
65+ years	13.79%	8
TOTAL		58

Q15 How many people live in your household?

Answered: 59 Skipped: 25



ANSWER CHOICES	RESPONSES	
1	11.86%	7
2	37.29%	22
3	18.64%	11
4	22.03%	13
More than 5	10.17%	6
TOTAL		59

San Jacinto Visioning Survey

Q16 Is there anything else you would like to share with the City regarding its General Plan Update?

Answered: 40 Skipped: 44

#	RESPONSES	DATE
1	Maintain reasonably good access to and from the city and within, both by vehicles and public transportation.	11/3/2019 6:07 PM
2	I would like to see some of the open spaces kept cleaner and find ways to get business in the open spaces. Example on State street a main road it is run down looking and the open spaces are not well kept.	10/31/2019 8:32 AM
3	Tribal government input	10/25/2019 2:38 PM
4	I would like to see the city take action on homelessness and drug use / public influence and or intoxication	9/30/2019 12:13 PM
5	Would like to see road access improvements PRIOR to more housing. We also need more law enforcement to help with improving our current neighborhoods. San Jacinto has really declined and no longer feels safe even in the newer neighborhoods.	9/11/2019 1:01 PM
6	Less homeless. And less people that are being released from jail in our city.	9/6/2019 8:55 PM
7	Bring back the idea of a shopping area like the proposed Ramona Crossings area; I have to shop in Beaumont now. Melrose Tax is too high. Don't allow 55+ Trailer Parks to be converted to "All Ages" trailer parks. Push CA to begin construction of Ramona Expressway. Property owners should be accountable for keeping yards and homes in compliance with local ordinances. Too many dollar stores and thrift stores. It is time to reopen the San Jacinto River Park.	6/26/2019 7:27 AM
8	As a new resident of Jan Jacinto I would like to see the city be cleaned up. You have all this new housing moving in but nothing to do in the main city. You drive around and you see a ran down town. I believe the city has thoughts on revamping the town and I believe the city will fully agree with you. I would like you to take some time and study the fast and rapid growing city's such as Eastvale & Rancho Cucamonga. If you ever have ideas to talk about I'm all ears. (951)382-2208 or e-mail Bryan720@msn.com	6/17/2019 4:43 PM
9	The city needs more Sheriff and fire personal. The people always need a say. No sanctuary city	5/22/2019 2:58 PM
10	I believe in San Jacinto and it's people and being a newly transplanted citizen to the city and to California, I would like to see our city reach it's full potential. I see a gem in San Jacinto that requires some polishing and TLC.	5/20/2019 11:44 AM
11	I THINK THE CITY SHOULD KEEP AS MUCH OF ITS BUSINESS AS POSSIBLE LOCAL! GIVE THE LITTLE GUYS IN TOWN A CHANCE TO THRIVE!!	5/10/2019 11:07 AM
12	Maybe no more people allowed to sell product/or food on side of roads without permits so many in some areas	4/26/2019 10:48 PM
13	Like I said in the survey we need housing at all levels and we need to attract more companies that have stability for those empty commercial sites that there are way too many of in the city. As a real estate investor, it pains me that more is not being done. As far as the housing issue, security and upkeep should go hand and hand with new or referbrished builds.	4/1/2019 10:41 PM
14	Good job in encouraging community involvement through communication and input meetings	3/29/2019 6:43 PM
15	Try of attract bigger business, so we do not have to drive 20+miles to give our tax dollars to another city	3/29/2019 11:22 AM
16	would like to see greater variety of sit-down restaurants, theater/performing arts, and more activities for children and young adults.	3/29/2019 7:09 AM
17	We need to maintain homeownership as a priority and add infrastructure to the city that justifies the high mello-roos taxes associated with buying a many of the homes here.	3/29/2019 4:22 AM
18	Grow the city	3/28/2019 9:24 PM

San Jacinto Visioning Survey

19	No	3/28/2019 9:13 PM
20	Safety of our citizens should be number 1. Riverside County services DO NOT WORK	3/27/2019 12:13 PM
21	live work lofts on main street	3/25/2019 2:55 PM
22	Let's start by upkeeping whats we already have like our local parks and paving our roads	3/15/2019 8:17 PM
23	Im motivated to know you are working on this!	3/12/2019 8:06 PM
24	I feel what's most important for this community to expand for the better of seniors and children is first getting rid of the homeless and drug problems along with all these halfway houses. That's a start to a way better community and a safe place for kids and seniors to feel safe knowing this is there home. I also feel the flies are a major concern along with needing better parks for the kids.	3/10/2019 12:25 PM
25	Improve the roads	3/9/2019 5:47 PM
26	No	3/8/2019 6:47 PM
27	Would like to see less shopping <input type="checkbox"/> carts around town, some full of trash on street sidewalk, wish store owners where responsible for them. Also owners of vacant houses and businesses be responsible to keep them free of trash, graffiti and homeless, they are gandering spots for drug users	3/8/2019 11:25 AM
28	Have Code Enforcement enforce the laws in the books.	3/5/2019 12:55 PM
29	Jobs, shopping, how can we shop local if we dont have shops	3/5/2019 10:13 AM
30	You should upgrade your servers!	2/28/2019 9:20 AM
31	School improvements	2/26/2019 9:19 PM
32	One of the rewarding things about living in SJ, is the scenic views & the fact that it is not so crowded however, it would be nice to have some more development in the city to avoid having to drive long distances for basic needs such as eating/ shopping.	2/26/2019 2:39 PM
33	Please send me information about meetings regarding general plan to Adrianfelix75@gmail.com my name is adrian felix I am a union carpenter construction worker would love to see more local work.	2/24/2019 8:09 PM
34	we need to attract business, tax revenue and jobs for the future.	2/22/2019 12:46 PM
35	As I've said before the population of poor people in this town needs to be addresses. We need a place for families to help sustain their households. The amount of families that are falling between the cracks, that do not qualify for food stamps because they are working, is very large in this community, I know this because of the non-profit food program I use to run here. These families are more than willing to contribute to make this possible. We also used and can use again, court ordered community service workers to help run the place as we have in the past and were the only ones in town that allowed these people to work off their court ordered hours. I would be willing to start up the program again with help.	2/22/2019 6:24 AM
36	More sidewalks and get rid of homeless people	2/21/2019 9:53 PM
37	Would like to see more affordable housing choices for seniors, like a co-op with imbedded assistive services. It would also be nice to see inclusive supportive housing for disabled/disadvantaged individuals.	2/21/2019 9:33 PM
38	I do not have any school aged children, but I want our education and schools to be a focus. Where great schools are comes an influx in property values, less crime, more desirable businesses, and more money for the City. San Jacinto needs to have an "if we build it, they will come" attitude, and be proactive, instead of always being reactive. I have seen numerous cities follow this sort of guideline and have succeeded with transforming their communities into desirable living areas. Let's go San Jacinto!!	2/21/2019 3:01 PM
39	Revitalize downtown San Jacinto. Put in a Coffee Bean or Starbucks, sidewalk cafe's, invite corporations like Amazon to have their HQ in San Jacinto.	2/18/2019 2:00 PM
40	Lowe's or home depot in San Jacinto. Old homes are falling apart.	2/16/2019 3:56 PM